



ROOM AIR CONDITIONERS

DEHUMIDIFIERS
WINDOW AIR CONDITIONERS
THRU-THE-WALL AIR CONDITIONERS
PORTABLE AIR CONDITIONERS



AIR CONDITIONER & DEHUMIDIFIER OFFERING
A COMPREHENSIVE MIX OF PERFORMANCE & EFFICIENCY



WHEN YOU NEED THE BEST, PERFECT AIRE® HAS THE SOLUTION FOR YOU.



Perfect Aire products are stylish, consumer friendly and easy to install and operate. Most units feature electronic controls, programmable thermostats, energy saving modes, and timers.

We also offer a specially designed display rack for the air conditioner units along with point-of-purchase signage.

Quality products with unmatched customer service.



CHOOSING THE RIGHT SIZE AIR CONDITIONER FOR YOUR ROOM

1 MEASURE AREA OF THE ROOM

CALCULATE ROOM SIZE
room length x room width = sq. ft.

2 MATCH ROOM SIZE WITH CORRECT BTUs

ROOM SIZE (sq. ft.)	BTUs
150 10' x 15'	5,000
250 15.5' x 16'	6,000
350 17.5' x 20'	8,000
450 18' x 25'	10,000
550 22' x 25'	12,000
700 25' x 28'	15,000
1,000 31.25' x 32'	18,000
1,500 37.5' x 40'	25,000
2,000 40' x 50'	28,500

3 CONFIRM WINDOW OPENING SIZE

MEASURE WINDOW OPENING IN INCHES
for thru-the-wall units,
confirm & measure wall opening size in inches

4 CHECK ELECTRICAL REQUIREMENTS

OUTLET CONFIGURATIONS

DETERMINE IF YOUR CIRCUIT IS ADEQUATE

11pt. DEHUMIDIFIER FEATURES

- Direct-to-drain built-in adapter
- Soft touch electronic control panel
- Easy access bucket with handle
- Bucket full indicator
- Handle for easy transport
- Adjustable humidistat
- Washable air filter
- Automatic defrost control
- Auto shut-off/restart



IDEAL FOR SPACES INCLUDING:

- Mobile Homes
- Studio Apartments
- Dorm Rooms
- Campers/RVs
- Boats
- Crawl Spaces
- Walk-In Closets
- Laundry Rooms
- Bathrooms
- Attics



DEHUMIDIFIERS


DIRECT-TO-DRAIN



WASHABLE FILTER



ELECTRONIC CONTROLS



NON-ENERGY STAR

3PAD11

UPC CODE	8-42149-02522-9
CAPACITY (pts./Day)	11
COVERAGE (sq. ft.)	500
EER	1.35
ENERGY STAR RATED	No
FAN SPEEDS	1
AMPS	1.9
WATTS	200
DECIBELS	42
BUCKET CAPACITY (pts.)	4.86
UNIT DIMENSIONS (WxHxD) (in.)	9 x 15 x 9
PKG. DIMENSIONS (WxHxD) (in.)	11 x 17 x 9 ^{3/4}
STUFFING QTY. (20'/40'/40' HQ)	910/1900/2300
WEIGHT (Net/Gross) (lbs.)	19/20
MIN. OPERATING TEMP	41°F
REFRIGERATION	R-134A
OUTLET CONFIGURATION	15 AMP 115V

POWERFUL DEHUMIDIFYING IN A **COMPACT PORTABLE PACKAGE**





30, 50, 70pt. DEHUMIDIFIER FEATURES

- Direct-to-drain hose access
- Easy access bucket with handle
- Bucket full indicator
- Adjustable humidistat
- Washable filter
- Automatic defrost control
- Auto shut-off/restart
- Timer function
- Water level window
- Side exhaust
- Check filter light
- Comfort option: Unit controls humidity based on room temperature




ENERGY STAR	4PAD30	4PAD50	4PAD70
UPC CODE	8-42149-02638-7	8-42149-02639-4	8-42149-02640-0
CAPACITY (pts./Day)	30	50	70
COVERAGE (sq. ft.)	1,500	3,000	4,500
EER	2.0	2.0	2.0
ENERGY STAR RATED	Yes	Yes	Yes
FAN SPEEDS	2	2	2
AMPS	2.9	4.7	6.5
WATTS	295	495	690
DECIBELS (Hi/Lo)	54/52	55/54	55/54
BUCKET CAPACITY (pts.)	6.3	12.7	12.7
UNIT DIMENSIONS (WxHxD) (in.)	14 ¹ / ₄ x 20 ¹ / ₄ x 10	15 ¹ / ₂ x 23 ³ / ₄ x 11	15 ¹ / ₂ x 23 ³ / ₄ x 11
PKG. DIMENSIONS (WxHxD) (in.)	15 ¹ / ₄ x 21 x 11 ¹ / ₄	16 ³ / ₄ x 25 ¹ / ₄ x 12 ¹ / ₄	16 ³ / ₄ x 24 ¹ / ₄ x 12 ¹ / ₄
STUFFING QTY. (20/40/40' HQ)	488/984/1230	303/624/832	303/624/832
WEIGHT (Net/Gross) (lbs.)	29/31	36/39	40/44
MIN. OPERATING TEMP	41°F	41°F	41°F
REFRIGERATION	R410A	R410A	R410A
OUTLET CONFIGURATION	15 AMP 115V	15 AMP 115V	15 AMP 115V

BUCKET W/ HANDLE



WASHABLE FILTER



ELECTRONIC CONTROLS



95pt. DEHUMIDIFIER FEATURES

- Direct-to-drain hose access
- Easy access bucket with handle
- Bucket full indicator
- Adjustable humidistat
- Washable filter
- Automatic defrost control
- Auto shut-off/restart
- Timer function
- Water level window
- Top exhaust
- Check filter light
- Comfort option: Unit controls humidity based on room temperature
- Ion air purifying option




DEHUMIDIFIERS

DIRECT-TO-DRAIN



WASHABLE FILTER




ELECTRONIC CONTROLS



ENERGY STAR

4PAD95

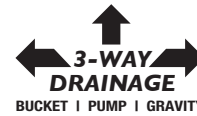
UPC CODE	8-42149-02659-2
CAPACITY (pts./Day)	95
COVERAGE (sq. ft.)	6,000
EER	2.8
ENERGY STAR RATED	No
FAN SPEEDS	2
AMPS	6.8
WATTS	680
DECIBELS (Hi/Lo)	58/56
BUCKET CAPACITY (pts.)	21.1
UNIT DIMENSIONS (WxHxD) (in.)	19 x 24 ^{3/4} x 14 ^{1/4}
PKG. DIMENSIONS (WxHxD) (in.)	20 ^{1/2} x 25 ^{3/4} x 16 ^{1/4}
STUFFING QTY. (20/40/40' HQ)	183/381/507
WEIGHT (Net/Gross) (lbs.)	60/63
MIN. OPERATING TEMP	41°F
REFRIGERATION	R410A
OUTLET CONFIGURATION	 15 AMP 115V

POWERFUL DEHUMIDIFYING WITH **COMFORT CONTROLS**



50, 70 PINT EJECTOR PUMP DEHUMIDIFIER FEATURES

- Easy access bucket with handle
- Bucket full indicator
- Adjustable humidistat
- Washable filter
- Automatic defrost control
- Auto shut-off/restart
- Timer function
- Water level window
- Side exhaust
- Built-in pump
- Optional continuous 6 foot drainage



ENERGY STAR	1PEDP50	1PEDP70
UPC CODE	8-42149-02636-3	8-42149-02637-0
CAPACITY (pts./Day)	50	70
COVERAGE (sq. ft.)	3,000	4,500
EER	2.0	2.0
ENERGY STAR RATED	Yes	Yes
FAN SPEEDS	2	2
AMPS	4.7	7.5
WATTS	535	720
DECIBELS (Hi/Lo)	54/53	56/55
BUCKET CAPACITY (pts.)	18.8	18.8
UNIT DIMENSIONS (WxHxD) (in.)	15 ¹ / ₂ x 23 ³ / ₄ x 11 ¹ / ₄	15 ¹ / ₂ x 23 ³ / ₄ x 11 ¹ / ₄
PKG. DIMENSIONS (WxHxD) (in.)	16 ³ / ₄ x 24 ¹ / ₄ x 12 ¹ / ₂	16 ³ / ₄ x 24 ¹ / ₄ x 12 ¹ / ₂
STUFFING QTY (20/40/40' HQ)	303/624/832	303/624/832
WEIGHT (Net/Gross) (lbs.)	38/41	45/49
MIN. OPERATING TEMP	41°F	41°F
REFRIGERATION	R410A	R410A
OUTLET CONFIGURATION	15 AMP 115V	15 AMP 115V

DIRECT-TO-DRAIN



EJECTOR PUMP



ELECTRONIC CONTROLS





5K BTU WINDOW AC FEATURES

- Adjustable temperature settings
- Slide-out washable filter
- 2-speed rotary dials
- 2-way air direction control
- Window mounting kit




WINDOW ACS



NON-ENERGY STAR

4PMC5000

UPC CODE	8-42149-02532-8
COOLING CAPACITY (Btu)	5,000
COVERAGE (sq. ft.)	100–150
EER	11.1
ENERGY STAR RATED	No
FAN SPEEDS (Cool/Fan)	2/2
AMPS	4.0
WATTS	446
DECIBELS (Hi/Lo)	55/51
WINDOW WIDTH (Min./Max.) (in.)	23/36
WINDOW HEIGHT (Min.) (in.)	13
UNIT DIMENSIONS (WxHxD) (in.)	16 x 12 x 15 ^{1/2}
PKG. DIMENSIONS (WxHxD) (in.)	18 x 14 ^{3/4} x 17 ^{1/4}
STUFFING QTY. (20'/40'/40' HQ)	389/809/944
WEIGHT (Net/Gross) (lbs.)	40/45
REFRIGERATION	R410A
OUTLET CONFIGURATION	 15 AMP 115V

4PAC5000



4PAC6000 & 4PAC8000



5K, 6K, 8K BTU WINDOW AC FEATURES


- Electronic controls
- Full range air direction control (2-way air direction control on 4PAC5000)
- Temperature output range of 62°F–86°F (17°C–30°C)
- Auto, Sleep, Dry & Energy Saver modes
- Full function remote control
- 24 hour timer
- Window mounting kit
- Auto restart function
- Tilt-out filter access (Slide-out filter access on 4PAC5000)



FOLLOW ME
Portable remote control thermostat feature for total room coverage

ENERGY STAR	4PAC5000	4PAC6000	4PAC8000
UPC CODE	8-42149-02545-8	8-42149-02546-5	8-42149-02547-2
COOLING CAPACITY (Btu)	5,000	6,000	8,000
COVERAGE (sq. ft.)	100–150	150–250	300–350
EER	12.2	12.2	12.0
ENERGY STAR RATED	Yes	Yes	Yes
FAN SPEEDS (Cool/Fan)	3/3	3/3	3/3
AMPS	3.8	4.5	5.9
WATTS	410	490	666
DECIBELS (Hi/Mi/Lo)	56/53/51	56/54/52	60/59/56
WINDOW WIDTH (Min./Max.) (in.)	23/36	23/36	23/36
WINDOW HEIGHT (Min.) (in.)	13	14	15 ^{1/2}
UNIT DIMENSIONS (WxHxD) (in.)	16 x 12 x 15 ^{1/2}	18 ^{1/2} x 13 ^{1/2} x 15 ^{3/4}	18 ^{1/2} x 13 ^{1/2} x 17 ^{1/2}
PKG. DIMENSIONS (WxHxD) (in.)	18 x 14 ^{3/4} x 17 ^{1/4}	22 x 14 ^{3/4} x 18	22 ^{1/4} x 14 ^{3/4} x 19 ^{1/2}
STUFFING QTY. (20/40/40 HQ)	389/809/944	312/630/735	260/576/672
WEIGHT (Net/Gross) (lbs.)	42/47	45/52	51/58
REFRIGERATION	R410A	R410A	R410A
OUTLET CONFIGURATION	15 AMP 115V	15 AMP 115V	15 AMP 115V

ELECTRONIC CONTROLS



15K, 18K, 25K, 28K BTU WINDOW AC FEATURES

- Electronic controls
- Full range air direction control
- Temperature output range of 62°F–86°F (17°C–30°C)
- Auto, Sleep, Dry & Energy Saver modes
- Full function remote control
- 24 hour timer
- Window mounting kit
- Auto restart function
- Tilt-out filter access



FOLLOW ME
Portable remote control thermostat feature for total room coverage



WINDOW ACS

	ENERGY STAR			NON-ENERGY STAR
	4PAC15000	4PAC18000	4PAC25000	3PNC28000
UPC CODE	8-42149-02551-9	8-42149-02552-6	8-42149-02553-3	8-42149-02462-8
COOLING CAPACITY (Btu)	15,100	18,000/17,700	25,000/24,700	28,000/27,500
COVERAGE (sq. ft.)	550–700	700–1,000	1,400–1,500	1,500–2,000
EER	11.8	11.8	10.3	9.0/9.4
ENERGY STAR RATED	Yes	Yes	Yes	No
FAN SPEEDS (Cool/Fan)	3/3	3/3	3/3	3/3
AMPS	11.5	7.0/7.5	10.8/11.8	13.8/15.0
WATTS	1,279	1,525/1,500	2,427/2,398	3,111/2,925
DECIBELS (Hi/Mi/Lo)	56/54/53	60/57/54	63/62/62	63/61/58
WINDOW WIDTH (Min./Max.) (in.)	28/40.5	28/40.5	31/42	31/42
WINDOW HEIGHT (Min.) (in.)	18.5	18.5	19.5	19.5
UNIT DIMENSIONS (WxHxD) (in.)	23 ^{3/4} x 18 x 25 ^{1/2}	23 ^{3/4} x 18 x 25 ^{1/2}	26 ^{1/2} x 18 ^{3/4} x 26 ^{1/2}	26 ^{1/2} x 18 ^{3/4} x 26 ^{1/2}
PKG. DIMENSIONS (WxHxD) (in.)	26 x 19 ^{3/4} x 30	26 x 19 ^{3/4} x 30	29 ^{1/2} x 20 ^{1/2} x 31 ^{1/2}	29 ^{1/2} x 20 ^{1/2} x 31 ^{1/2}
STUFFING QTY. (20/40/40' HQ)	96/216/270	96/216/270	84/184/225	84/184/225
WEIGHT (Net/Gross) (lbs.)	104/118	114/129	136/151	139/156
REFRIGERATION	R410A	R410A	R410A	R410A
OUTLET CONFIGURATION	15 AMP 115V	15 AMP 230V	20 AMP 230V	30 AMP 230V

STYLISH FLAT PANEL DESIGN





FOLLOW ME
Portable remote control thermostat feature for total room coverage

10K, 12K BTU WINDOW AC FEATURES

- Electronic controls
- Full range air direction control
- Temperature output range of 62°F–86°F (17°C–30°C)
- Auto, Sleep, Dry & Energy Saver modes
- Full function remote control
- 24 hour timer
- Window mounting kit
- Auto restart function
- Slide-out filter access



ENERGY STAR	5PAC10000	5PAC12000
UPC CODE	8-42149-02557-1	8-42149-02558-8
COOLING CAPACITY (Btu)	10,000	12,000
COVERAGE (sq. ft.)	400–450	450–550
EER	12.0	12.0
ENERGY STAR RATED	Yes	Yes
FAN SPEEDS (Cool/Fan)	3/3	3/3
AMPS	7.5	8.7
WATTS	833	1000
DECIBELS (Hi/Mi/Lo)	59/58/54	60/57/54
WINDOW WIDTH (Min./Max.) (in.)	23/36	23/36
WINDOW HEIGHT (Min.) (in.)	15.5	15.5
UNIT DIMENSIONS (WxHxD) (in.)	19 x 14 ^{3/4} x 22 ^{1/4}	19 x 14 ^{3/4} x 22 ^{1/4}
PKG. DIMENSIONS (WxHxD) (in.)	22 ^{1/4} x 17 x 24 ^{1/4}	22 ^{1/4} x 17 x 24 ^{1/4}
STUFFING QTY. (20'/40'/40' HQ)	185/390/467	185/390/467
WEIGHT (Net/Gross) (lbs.)	63/72	70/79
REFRIGERATION	R410A	R410A
OUTLET CONFIGURATION	 15 AMP 115V	 15 AMP 115V



SLIDER CASEMENT WINDOW AC FEATURES

- Electronic controls
- Full range air direction control
- Temperature output range of 62°F–86°F (17°C–30°C)
- Auto, Sleep, Dry & Energy Saver modes
- Full function remote control
- 24 hour timer
- Window mounting kit
- Auto restart function
- Tilt-out filter access




FOLLOW ME
Portable remote control thermostat feature for total room coverage



WINDOW ACs SLIDER CASEMENT



NON-ENERGY STAR	3PASC10000
UPC CODE	8-42149-02422-2
COOLING CAPACITY (Btu)	10,000
COVERAGE (sq. ft.)	400–450
EER	10.4
ENERGY STAR RATED	No
FAN SPEEDS (Cool/Fan)	3/3
AMPS	8.5
WATTS	961
DECIBELS (Hi/Mi/Lo)	61/58/56
WINDOW WIDTH (Min./Max.) (in.)	15 ^{1/2} /16 ^{1/4}
WINDOW HEIGHT (Min./Max.) (in.)	21 ^{1/3} / 39 ^{1/2}
UNIT DIMENSIONS (WxHxD) (in.)	14 ^{3/4} x 21 x 23 ^{1/2}
PKG. DIMENSIONS (WxHxD) (in.)	18 ^{1/2} x 23 ^{1/4} x 26 ^{3/4}
STUFFING QTY. (20'/40'/40' HQ)	164/344/344
WEIGHT (Net/Gross) (lbs.)	72/84
REFRIGERATION	R410A
OUTLET CONFIGURATION	 15 AMP 115V




FOLLOW ME
Portable remote control thermostat feature for total room coverage

12K BTU WINDOW AC FEATURES

- Electronic controls
- Full range air direction control
- Temperature output range of 62°F–86°F (17°C–30°C)
- Auto, Sleep, Dry & Energy Saver modes
- Full function remote control
- 24 hour timer
- Window mounting kit
- Auto restart function
- Slide-out filter access
- Timer function



ENERGY STAR		5SAC12000
UPC CODE	8-42149-02556-4	
COOLING CAPACITY (Btu)	12,000	
COVERAGE (sq. ft.)	450–550	
EER	12.0	
ENERGY STAR RATED	Yes	
FAN SPEEDS (Cool/Fan)	3/3	
AMPS	8.7	
WATTS	1000	
DECIBELS (Hi/Mi/Lo)	60/57/54	
WINDOW WIDTH (Min./Max.) (in.)	23/36	
WINDOW HEIGHT (Min.) (in.)	15.5	
UNIT DIMENSIONS (WxHxD) (in.)	19 x 14 ^{3/4} x 22 ^{1/4}	
PKG. DIMENSIONS (WxHxD) (in.)	22 ^{1/4} x 17 x 24 ^{1/4}	
STUFFING QTY. (20'/40'/40' HQ)	185/390/467	
WEIGHT (Net/Gross) (lbs.)	70/79	
REFRIGERATION	R410A	
OUTLET CONFIGURATION	 15 AMP 115V	

SmartE

WIRELESS SMART CONTROL & SLEEK, FLAT PANEL DESIGN

CONTROL THE UNIT ON YOUR IOS OR ANDROID SMART DEVICE!*

The user-friendly app allows one user to remotely set/change fan speeds & modes (auto, cool, fan), set the AC's timer, check the unit's self-diagnosis, view a log of previous diagnoses, and more. The unit can also be accessed and controlled via internet.

*Smart phone not included.



SMART CONTROLS

Save energy by customizing temperature settings



SLEEP MODE

Customize for optimal temperature while you sleep



SELF-DIAGNOSTIC FUNCTION

Confirm all is running normally on your air conditioner with this tool. With the Self Diagnosis feature, the unit can identify any problems that require attention.

8K, 12K, 18K, 25K BTU WINDOW AC FEATURES

- Electronic controls
- Full range air direction control
- Temperature output range of 62°F–86°F (17°C–30°C)
- Auto, Sleep, Dry & Energy Saver modes
- Full function remote control
- 24 hour timer
- Window mounting kit
- Auto restart function
- Tilt-out filter access



FOLLOW ME
Portable remote control thermostat feature for total room coverage



3PACH18000, 3PACH25000


3PACH8000, 3PACH12000



WINDOW ACs WITH ELECTRIC HEATER

NON-ENERGY STAR	3PACH8000	3PACH12000	3PACH18000	3PACH25000
	w/ electric heater	w/ electric heater	w/ electric heater	w/ electric heater
UPC CODE	8-42149-02463-5	8-42149-02421-5	8-42149-02426-0	8-42149-02427-7
COOLING CAPACITY (Btu)	8,000	12,000/11,600	18,500/18,200	25,000/24,700
HEATING CAPACITY (Btu)	3,500	11,000/8,500	16,000/13,000	16,000/13,000
COVERAGE (sq. ft.)	300–350	450–550	700–1,000	1,400–1,500
EER	10.9	10.9	10.7	9.4
ENERGY STAR RATED	No	No	No	No
FAN SPEEDS (Cool/Fan/Heat)	3/3/1	3/3/1	3/3/1	3/3/1
AMPS (Cool)	6.3	5.0/5.2	7.7/8.3	11.3/12.4
AMPS (Heat)	11.6	16/14.5	22.0/20.0	22.5/20.0
WATTS (Cool)	734	1,100/1,064	1,729/1,701	2,660/2,628
WATTS (Heat)	1,220	3,450/2,821	4,800/3,925	4,800/3,925
DECIBELS (Hi/Mi/Lo)	58/55/52	61/58/55	60/57/54	63/61/58
WINDOW WIDTH (Min./Max.) (in.)	27/36	27/36	27/41	31/42
WINDOW HEIGHT (Min.) (in.)	16.5	16.5	18.5	19.5
UNIT DIMENSIONS (WxHxD) (in.)	22 ^{3/4} x 16 ^{1/4} x 23	22 ^{3/4} x 16 ^{1/4} x 23	23 ^{3/4} x 18 x 25 ^{1/2}	26 ^{1/2} x 18 ^{3/4} x 26 ^{1/2}
PKG. DIMENSIONS (WxHxD) (in.)	25 x 17 x 28 ^{1/2}	25 x 17 x 28 ^{1/2}	26 x 19 ^{3/4} x 30	29 ^{1/2} x 20 ^{1/2} x 31 ^{1/2}
STUFFING QTY. (20'/40'/40' HQ)	135/270/324	135/270/324	96/216/270	84/184/225
WEIGHT (Net/Gross) (lbs.)	71/82	84/95	117/131	131/147
REFRIGERATION	R410A	R410A	R410A	R410A
OUTLET CONFIGURATION	15 AMP 115V	20 AMP 230V	30 AMP 230V	30 AMP 230V

3PATW14002



4PATW8000, 4PATW10000, 4PATW10002,
4PATW12000 & 4PATW12002

8K, 10K, 12K, 14K BTU THRU-THE-WALL AC FEATURES

- Electronic controls
- Full range air direction control
- Temperature output range of 62°F–86°F (17°C–30°C)
- Auto, Sleep, Dry & Energy Saver modes
- Full function remote control
- 24 hour timer
- Auto restart function
- Slide-out filter access



FOLLOW ME
Portable remote control thermostat feature for total room coverage

THRU-THE-WALL ACS


	ENERGY STAR					NON-ENERGY STAR
	4PATW8000	4PATW10000	4PATW10002	4PATW12000	4PATW12002	3PATW14002
UPC CODE	8-42149-02564-9	8-42149-02565-6	8-42149-02566-3	8-42149-02567-0	8-42149-02568-7	8-42149-02569-4
COOLING CAPACITY (Btu)	8,000	10,000	10,000/9,800	12,000	12,000/11,700	14,000/13,600
COVERAGE (sq. ft.)	300–350	400–450	400–450	450–550	450–550	550–700
EER	10.6	10.6	10.6	10.5	10.5	9.3/9.5
ENERGY STAR RATED	Yes	Yes	Yes	Yes	Yes	No
FAN SPEEDS (Cool/Fan)	3/3	3/3	3/3	3/3	3/3	3/3
AMPS	7.0	8.3	4.5/4.8	10.0	5.2/5.6	6.9/7.5
WATTS	754	943	943/924	1,142	1,142/1,114	1,505/1,431
DECIBELS (Hi/Mi/Lo)	57/54/52	57/55/53	58/56/54	61/59/57	61/59/57	61/60/59
INTERIOR TRIM KIT INCLUDED	Yes	Yes	Yes	Yes	Yes	Yes
FITS STANDARD WALL SLEEVES	Yes (sold separately)	Yes (sold separately)	Yes (sold separately)	Yes (sold separately)	Yes (sold separately)	Yes (sold separately)
UNIT DIMENSIONS (WxHxD) (in.)	24 ^{1/4} x 14 ^{1/2} x 20 ^{1/2}	24 ^{1/4} x 14 ^{1/2} x 20 ^{1/2}	24 ^{1/4} x 14 ^{1/2} x 20 ^{1/2}	24 ^{1/4} x 14 ^{1/2} x 20 ^{1/2}	24 ^{1/4} x 14 ^{1/2} x 20 ^{1/2}	24 x 14 ^{1/2} x 20 ^{1/2}
PKG. DIMENSIONS (WxHxD) (in.)	28 x 17 x 26 ^{3/4}	28 x 17 x 26 ^{3/4}	28 x 17 x 26 ^{3/4}	28 x 17 x 26 ^{3/4}	28 x 17 x 26 ^{3/4}	28 x 17 x 26 ^{3/4}
STUFFING QTY. (20/40/40' HQ)	120/255/306	120/255/306	120/255/306	120/255/306	120/255/306	120/255/306
WEIGHT (Net/Gross) (lbs.)	65/76	68/80	69/80	76/87	78/89	78/89
REFRIGERATION	R410A	R410A	R410A	R410A	R410A	R410A
OUTLET CONFIGURATION	15 AMP 115V	15 AMP 115V	15 AMP 230V	15 AMP 115V	15 AMP 230V	15 AMP 230V

10K, 12K, 14K BTU THRU-THE-WALL AC FEATURES

- Electronic controls
- Full range air direction control
- Temperature output range of 62°F–86°F (17°C–30°C)
- Auto, Sleep, Dry & Energy Saver modes
- Full function remote control
- 24 hour timer
- Auto restart function
- Slide-out filter access



FOLLOW ME
Portable remote control thermostat feature for total room coverage



NON-ENERGY STAR

	3PATWH10002	3PATWH12002	3PATWH14002
	w/ electric heater	w/ electric heater	w/ electric heater
UPC CODE	8-42149-02417-8	8-42149-02418-5	8-42149-02419-2
COOLING CAPACITY (Btu)	10,000/9,800	12,000/11,700	14,000/13,600
HEATING CAPACITY (Btu)	10,600/8,600	10,600/8,600	10,600/8,600
COVERAGE (sq. ft.)	400–450	450–550	550–700
EER	9.6	9.5	9.3/9.5
ENERGY STAR RATED	No	No	No
FAN SPEEDS (Cool/Fan/Heat)	3/3/1	3/3/1	3/3/1
AMPS (Cool)	4.6/5.0	5.5/5.9	6.9/7.5
AMPS (Heat)	15.0/13.5	15.0/13.5	15/13.5
WATTS (Cool)	1,042/1,021	1,263/1,232	1,505/1,431
WATTS (Heat)	3,450/2,821	3,450/2,821	3,450/2,821
DECIBELS (Hi/Mi/Lo)	57/55/53	61/59/57	61/60/59
INTERIOR TRIM KIT INCLUDED	Yes	Yes	Yes
FITS STANDARD WALL SLEEVES	Yes (sold separately)	Yes (sold separately)	Yes (sold separately)
UNIT DIMENSIONS (WxHxD) (in.)	24 ^{1/4} x 14 ^{1/2} x 20 ^{1/2}	24 ^{1/4} x 14 ^{1/2} x 20 ^{1/2}	24 ^{1/4} x 14 ^{1/2} x 20 ^{1/2}
PKG. DIMENSIONS (WxHxD) (in.)	28 x 17 x 26 ^{3/4}	28 x 17 x 26 ^{3/4}	28 x 17 x 26 ^{3/4}
STUFFING QTY. (20'/40'/40' HQ)	120/255/306	120/255/306	120/255/306
WEIGHT (Net/Gross) (lbs.)	69/80	78/89	78/89
REFRIGERATION	R410A	R410A	R410A
OUTLET CONFIGURATION	20 AMP 230V	20 AMP 230V	20 AMP 230V

THRU-THE-WALL AIR CONDITIONER SLEEVE

- Fits all standard 24 in. thru-the-wall AC units
- Minimize heat loss & reduce outdoor noise transmissions into the room
- Quality galvanized steel construction with a durable painted finish
- Easily adjustable: includes adjustable mounting brackets & locking clips
- Weather safe: protects unit with weather-tight seal
- Contains front and rear cover panels to seal the sleeve when unit is removed



PAWS1 thru-the-wall air conditioner sleeve	
UPC CODE	8-42149-02312-6
UNIT DIMENSIONS (WxHxD) (in.)	25 ^{1/2} x 15 ^{1/4} x 17 ^{1/2}
PKG. DIMENSIONS (WxHxD) (in.)	28 x 3 ^{1/4} x 20
WEIGHT (Net/Gross) (lbs.)	24/25


THRU-THE-WALL ACs WITH ELECTRIC HEATER

8K, 10K, 12K, 14K BTU PORTABLE AC FEATURES

- Electronic controls
- Temperature output range of 62°F–88°F (17°C–30°C)
- Bucketless drain system
- Auto restart function
- Easy to install & operate
- Sleep mode
- Easy access washable filter
- Full function remote control
- Easy roll casters
- Variable cooling speeds
- Slider kit & quick connect vent hose included







ELECTRONIC CONTROLS



FOLLOW ME
Portable remote control
thermostat feature for
total room coverage

NON-ENERGY STAR

	PORT8000	PORT10000	PORT12000	PORT14000
UPC CODE	8-42149-02572-4	8-42149-02573-1	8-42149-02574-8	8-42149-02575-5
COOLING CAPACITY (Btu)	8,000	10,000	12,000	14,000
COVERAGE (sq. ft.)	300–350	400–450	450–550	550–700
EER	8.9	8.9	8.9	8.9
ENERGY STAR RATED	No	No	No	No
FAN SPEEDS (Cool/Fan)	3/3	3/3	3/3	3/3
AMPS	8.0	10.0	12.0	11.8
WATTS	900	1,130	1,350	1,575
DECIBELS (Hi/Mi/Lo)	55/54/53	55/54/53	56/55/54	56/55/54
VENT HOSE LENGTH (in.)	59	59	59	59
TIMER	24 hr	24 hr	24 hr	24 hr
UNIT DIMENSIONS (WxHxD) (in.)	17 ^{1/4} x 28 ^{1/2} x 13	17 ^{1/4} x 28 ^{1/2} x 13	17 ^{1/4} x 28 ^{1/2} x 13	18 x 30 ^{1/2} x 14 ^{1/2}
PKG. DIMENSIONS (WxHxD) (in.)	18 ^{3/4} x 34 ^{3/4} x 16	18 ^{3/4} x 34 ^{3/4} x 16	18 ^{3/4} x 34 ^{3/4} x 16	20 ^{1/2} x 34 ^{3/4} x 17 ^{1/2}
STUFFING QTY. (20/40/40' HQ)	136/280/419	136/280/419	136/280/419	110/228/337
WEIGHT (Net/Gross) (lbs.)	57/67	57/67	63/73	68/77
REFRIGERATION	R410A	R410A	R410A	R410A
OUTLET CONFIGURATION	 15 AMP 115V	 15 AMP 115V	 15 AMP 115V	 15 AMP 115V

PORTABLE ACS



12K BTU PORTABLE AC FEATURES

- Electronic controls
- Temperature output range of 62°F–88°F (17°C–30°C)
- Bucketless drain system
- Auto restart function
- Easy to install & operate
- Sleep mode
- Easy access washable filter
- Full function remote control
- Easy roll casters
- Variable cooling speeds
- Slider kit & quick connect vent hose included



FOLLOW ME
Portable remote control thermostat feature for total room coverage




ELECTRONIC CONTROLS



SLIDER KIT & QUICK CONNECT VENT HOSE


Included with ALL portable AC units



NON-ENERGY STAR

PORTH12000

w/ electric heater

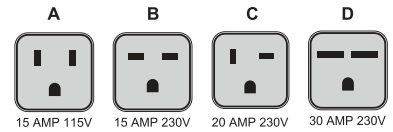
UPC CODE	8-42149-02394-2
COOLING CAPACITY (Btu)	12,000
HEATING CAPACITY (Btu)	4,300
COVERAGE (sq. ft.)	450–550
EER	8.9
ENERGY STAR RATED	No
FAN SPEEDS (Cool/Fan/Heat)	3/3/1
AMPS (Cool)	11.8
AMPS (Heat)	11.9
WATTS (Cool)	1,355
WATTS (Heat)	1,380
DECIBELS (Hi/Mi/Lo)	54/52/51
VENT HOSE LENGTH (in.)	59
TIMER	24 hr
UNIT DIMENSIONS (WxHxD) (in.)	18 x 27 ^{3/4} x 14 ^{1/2}
PKG. DIMENSIONS (WxHxD) (in.)	19 ^{1/2} x 34 ^{3/4} x 16
STUFFING QTY. (20'/40'/40' HQ)	132/274/403
WEIGHT (Net/Gross) (lbs.)	66/74
REFRIGERATION	R410A
OUTLET CONFIGURATION	 15 AMP 115V

PORTABLE ACs WITH ELECTRIC HEATER

UNIT FEATURES

MODEL NUMBER	COOLING CAPACITY BTU/h (AC Only) pts./Day (Dehum. Only)	APPROX. SQ. FT. COVERAGE	EER/EEV	HEATING CAPACITY (BTU/h)	ELECTRIC (V)	HUMIDITY REMOVAL (pts./Hr.)	REMOTE CONTROL	VENTILATION CONTROL	FAN ONLY SPEEDS	AIR DELIVERY MAX. CFM (ft ³ /min.)	FAN MOTOR SPEEDS	AMPS COOLING	AMPS HEATING	MAX. FUSE SIZE	SLIDE-OUT CHASSIS	WINDOW MOUNTING KIT	POWER CORD PLUG	MAX. WALL THICKNESS (in.)	SHIP WEIGHT (lbs.)	CU. FT. (Package)	UNIT DIMENSIONS (WxHxD) (in.)
DEHUMIDIFIERS (Pgs. 1–3)																					
3PAD11	11	500	1.35	N/A	115	0.46	No	No	N/A	N/A	1	N/A	N/A	15	N/A	N/A	A	N/A	20	1.06	9 x 15 x 9
4PAD30	30	1,500	1.85/2.0	N/A	115	1.25	No	No	N/A	N/A	2	N/A	N/A	15	N/A	N/A	A	N/A	31	2.41	14 ^{1/4} x 20 ^{1/4} x 10
4PAD50	50	3,000	1.85/2.0	N/A	115	2.08	No	No	N/A	N/A	2	N/A	N/A	15	N/A	N/A	A	N/A	39	3.19	15 ^{1/2} x 23 ^{1/4} x 11
4PAD70	70	4,500	1.85/2.0	N/A	115	2.92	No	No	N/A	N/A	2	N/A	N/A	15	N/A	N/A	A	N/A	44	3.19	15 ^{1/2} x 23 ^{1/4} x 11
4PAD95	95	6,000	2.5/2.8	N/A	115	3.96	No	No	N/A	N/A	2	N/A	N/A	15	N/A	N/A	A	N/A	62	5.07	19 x 24 ^{3/4} x 14 ^{1/4}
DEHUMIDIFIERS WITH EJECTOR PUMP (Pg. 4)																					
1PEDP50	50	3,000	1.85	N/A	115	2.08	No	No	N/A	N/A	2	N/A	N/A	15	N/A	N/A	A	N/A	41	3.19	15 ^{1/2} x 23 ^{3/4} x 11 ^{1/4}
1PEDP70	70	4,500	1.85	N/A	115	2.92	No	No	N/A	N/A	2	N/A	N/A	15	N/A	N/A	A	N/A	47	3.19	15 ^{1/2} x 23 ^{3/4} x 11 ^{1/4}
WINDOW AIR CONDITIONERS (Cool Only - Non-Energy Star) (Pg. 5)																					
4PMC5000	5,000	100–150	11.1	N/A	115	1.27	No	No	2	136	2	4.0	N/A	15	No	Yes	A	5 ^{1/8}	45	2.60	16 x 12 x 15 ^{1/2}
WINDOW AIR CONDITIONERS (Cool Only - Energy Star) (Pgs. 6–8)																					
4PAC5000	5,000	100–150	12.2	N/A	115	1.27	Yes	No	3	140	3	3.8	N/A	15	No	Yes	A	5 ^{1/8}	47	2.60	16 x 12 x 15 ^{1/2}
4PAC6000	6,000	150–250	12.2	N/A	115	1.48	Yes	No	3	147	3	4.5	N/A	15	No	Yes	A	5 ^{1/8}	52	3.28	18 ^{1/2} x 13 ^{1/2} x 15 ^{3/4}
4PAC8000	8,000	300–350	12.0	N/A	115	2.11	Yes	No	3	224	3	5.9	N/A	15	No	Yes	A	7 ^{5/16}	58	2.51	18 ^{1/2} x 13 ^{1/2} x 17 ^{1/2}
5PAC10000	10,000	400–450	12.0	N/A	115	2.32	Yes	Yes	3	290	3	7.5	N/A	15	No	Yes	A	7 ^{5/16}	72	5.26	19 x 14 ^{3/4} x 22 ^{1/4}
5PAC12000	12,000	450–550	12.0	N/A	115	2.53	Yes	Yes	3	280	3	8.7	N/A	15	No	Yes	A	7 ^{5/16}	79	5.26	19 x 14 ^{3/4} x 22 ^{1/4}
4PAC15000	15,100	550–700	11.8	N/A	115	3.17	Yes	Yes	3	353	3	11.5	N/A	15	Yes	Yes	A	9 ^{1/4}	119	8.89	23 ^{3/4} x 18 x 25 ^{1/2}
4PAC18000	18,000	700–1,000	11.8	N/A	208/230	3.80	Yes	Yes	3	360	3	7.5	N/A	15	Yes	Yes	B	9 ^{1/4}	129	8.89	23 ^{3/4} x 18 x 25 ^{1/2}
4PAC25000	25,000	1,400–1,500	10.3	N/A	208/230	5.71	Yes	Yes	3	523	3	11.8	N/A	20	Yes	Yes	C	10 ^{3/4}	151	10.95	26 ^{1/2} x 18 ^{3/4} x 26 ^{1/2}
SLIDER/CASEMENT AIR CONDITIONER (Pg. 9)																					
3PASC10000	10,000	400–450	10.4	N/A	115	2.32	Yes	Yes	3	323	3	8.5	N/A	15	No	Yes	A	N/A	84	6.54	14 ^{3/4} x 21 x 23 ^{1/2}
WIRELESS SMART CONTROL AIR CONDITIONER (Pg. 10)																					
5SAC12000	12,000	450–550	12.0	N/A	115	2.53	Yes	Yes	3	280	3	8.7	N/A	15	No	Yes	A	7 ^{5/16}	79	5.26	19 x 14 ^{3/4} x 22 ^{1/4}
WINDOW AIR CONDITIONERS WITH ELECTRIC HEATER (Pg. 11)																					
3PACH8000	8,000	300–350	10.9	3,500	115	1.90	Yes	No	3	277	3	6.3	11.6	15	Yes	Yes	A	8 ^{1/2}	82	6.96	22 ^{3/4} x 16 ^{1/4} x 23
3PACH12000	12,000	450–550	10.9	11,000	208/230	2.54	Yes	No	3	279	3	5.2	16.0	20	Yes	Yes	C	8 ^{1/2}	95	6.96	22 ^{3/4} x 16 ^{1/4} x 23
3PACH18000	18,500	700–1,000	10.7	16,000	208/230	3.80	Yes	Yes	3	446	3	8.3	22.0	30	Yes	Yes	D	9 ^{1/4}	131	8.89	23 ^{3/4} x 18 x 25 ^{1/2}
3PACH25000	25,000	1,400–1,500	9.4	16,000	208/230	5.71	Yes	Yes	3	523	3	12.4	22.5	30	Yes	Yes	D	10 ^{3/4}	147	10.95	26 ^{1/2} x 18 ^{3/4} x 26 ^{1/2}

OUTLET CONFIGURATIONS



MODEL NUMBER	COOLING CAPACITY BTU/h (AC Only) Pints/Day (Dehum. Only)	APPROX. SQ. FT. COVERAGE	EER/EEV	HEATING CAPACITY (BTU/h)	ELECTRIC (V)	HUMIDITY REMOVAL (pts./Hr.)	REMOTE CONTROL	VENTILATION CONTROL	FAN ONLY SPEEDS	AIR DELIVERY MAX. CFM (ft ³ /min.)	FAN MOTOR SPEEDS	AMPS COOLING	AMPS HEATING	MAX. FUSE SIZE	SLIDE-OUT CHASSIS	WINDOW MOUNTING KIT	POWER CORD PLUG	MAX. WALL THICKNESS (in.)	SHIP WEIGHT (lbs)	CU. FT. (Package)	UNIT DIMENSIONS (WxHxD) (in.)
THRU-THE-WALL AIR CONDITIONERS (Cool Only) (Pg. 12)																					
4PATW8000	8,000	300–350	10.6	N/A	115	2.11	Yes	No	3	270	3	7.0	N/A	15	No	No	A	N/A	76	7.28	24 ^{1/4} x 14 ^{1/2} x 20 ^{1/2}
4PATW10000	10,000	400–450	10.6	N/A	115	2.32	Yes	No	3	269	3	8.3	N/A	15	No	No	A	N/A	80	7.28	24 ^{1/4} x 14 ^{1/2} x 20 ^{1/2}
4PATW10002	10,000	400–450	10.6	N/A	208/230	2.32	Yes	No	3	275	3	4.8	N/A	15	No	No	B	N/A	80	7.28	24 ^{1/4} x 14 ^{1/2} x 20 ^{1/2}
4PATW12000	12,000	450–550	10.5	N/A	115	2.54	Yes	No	3	286	3	10.0	N/A	15	No	No	A	N/A	87	7.28	24 ^{1/4} x 14 ^{1/2} x 20 ^{1/2}
4PATW12002	12,000	450–550	10.5	N/A	208/230	2.54	Yes	No	3	286	3	5.6	N/A	15	No	No	B	N/A	89	7.28	24 ^{1/4} x 14 ^{1/2} x 20 ^{1/2}
3PATW14002	14,000	550–700	8.5	N/A	208/230	2.96	Yes	No	3	312	3	8.3	N/A	15	No	No	B	N/A	80	7.28	24 ^{1/4} x 14 ^{1/2} x 20 ^{1/2}
THRU-THE-WALL AIR CONDITIONERS WITH ELECTRIC HEATER (Pg. 13)																					
3PATWH10002	10,000	400–450	9.6	10,600	208/230	2.32	Yes	No	3	269	3	5.0	15.0	20	No	No	C	N/A	80	7.28	24 ^{1/4} x 14 ^{1/2} x 20 ^{1/2}
3PATWH12002	12,000	450–550	9.5	10,600	208/230	2.54	Yes	No	3	286	3	5.9	15.0	20	No	No	C	N/A	89	7.28	24 ^{1/4} x 14 ^{1/2} x 20 ^{1/2}
3PATWH14002	14,000	550–700	9.5	10,600	208/230	2.96	Yes	No	3	296	3	7.5	15.0	20	No	No	C	N/A	89	7.28	24 ^{1/4} x 14 ^{1/2} x 20 ^{1/2}
PORTABLE AIR CONDITIONERS (Cool Only) (Pg. 14)																					
PORT8000	8,000	300–350	8.9	N/A	115	2.54	Yes	No	3	176	3	8.0	N/A	15	N/A	Yes	A	N/A	67	5.92	17 ^{1/4} x 28 ^{3/4} x 13
PORT10000	10,000	400–450	8.9	N/A	115	3.17	Yes	No	3	176	3	10.0	N/A	15	N/A	Yes	A	N/A	67	5.92	17 ^{1/4} x 28 ^{3/4} x 13
PORT12000	12,000	450–550	8.9	N/A	115	3.59	Yes	No	3	206	3	12.0	N/A	15	N/A	Yes	A	N/A	73	5.92	17 ^{1/4} x 28 ^{3/4} x 13
PORT14000	14,000	550–700	8.9	N/A	115	3.59	Yes	No	3	224	3	11.8	N/A	15	N/A	Yes	A	N/A	77	7.07	18 x 30 ^{1/2} x 14 ^{1/2}
PORTABLE AIR CONDITIONER WITH ELECTRIC HEATER (Pg. 15)																					
PORTH12000	12,000	450–550	8.9	4,300	115	2.54	Yes	No	3	265	3	11.8	11.9	15	N/A	Yes	A	N/A	74	6.14	18 x 27 ^{3/4} x 14 ^{1/2}

MAKE YOUR STORE THE DESTINATION FOR ALL YOUR CUSTOMERS' COOLING NEEDS.

Perfect Aire® offers merchandise display racks for our air conditioners complemented by in-store signage.

According to a survey conducted by the POPAI (Point of Purchase Association International), 70% of all purchase decisions are made in the store confirming that retail execution is important.



AC DISPLAY RACK (PACR13)



NO-HASSLE 1-YEAR WARRANTY*

If a product fails within the first year of purchase due to a defect in materials or workmanship, the customer may return the unit to the store of purchase, along with their original purchase receipt, for an exchange of the same model.

The store will need to call Perfect Aire® at 844-472-2473 and a Customer Service Representative will assist with processing the store credit.

* See full warranty for complete details.



WHEN YOU NEED THE BEST,
PERFECT AIRE® HAS THE SOLUTION FOR YOU.

Perfect Aire products are stylish,
consumer friendly and easy to install and operate.
Quality products with unmatched customer service.



5401 Dansher Road
Countryside, IL 60525

866.996.9255
630.323.2301

PA/RAC-Catalog/05082017

www.perfectaire.us
support@perfectaire.us