

2021  
27<sup>th</sup> Edition



Handcrafted Accessories for the Home & Garden

[www.achla.com](http://www.achla.com)

978 343 7475





# Gardens Can Sustain Us

Greetings!

We're making it through these strange times, the likes of which we have never experienced in our lives, so foremost, our sincerest thanks to all our IGC partners and retailers for finding creative ways to navigate the current challenges. We recognize your efforts as essential, keeping your customers, as well as employees, safe, engaged and happy.

We benefited from many people choosing to garden, exploring nature, and having time at hand. We saw a huge surge of interest in backyard birding this year with strong sales of our **Birdbath Kits**. **Flower Box Kits** were also extremely popular, with renewed interest in growing flowers and edibles in limited spaces.

Our focus for 2021 has been on indoor and outdoor container gardening, with a new line of metal Planting Pots for our **Solaria Collection**, and **Capri** and **Catalina Plant Stands**. Reluctant to let go of the garden, people looked for ways to bring plants indoors as the weather turned cooler. Our new **Vita Plant Shelves** offer creative ways to display favorite houseplants.

With uncertain times of the past year, our faith in humanity perhaps shaken, we have been reassured by growth with the changing seasonal cycles. Staying at home afforded more time to spend outdoors, closer to nature, looking to whatever manner of garden at hand for beauty and solace.

Hoping for a brighter and healthier year to come,

Achla Bahl Madan  
Ashok Hingorany  
Ruchika Madan

Randy West, *Marketing*  
Diane Shattuck, *Controller*  
Elizabeth Garside, *Graphic Designer*  
Robyn Kirby, Roberta Tomer, Jenifer Adams,  
Janine Marceau & Michelle Murphy, *Customer Service*

info@achla.com  
978-343-7475

**FB-36 Capri Plant Stand**  
see **pg. 37**



**Showroom:** The Gardens & Outdoor Living  
9<sup>th</sup> Floor, Building 2 #9A37 AmericasMart, Atlanta GA



**HBBB-01-RM Hummingbird Birdbath**  
with Rail Mount Bracket see **pg. 61**



**FT-47 Downspout Trellis** see **pg. 22**

# SOLARIA COLLECTION



## Our mother-daughter design team has created

this exclusive collection of planters for a bold style statement in green living. Be it modern or bungalow, indoor or outdoor living space, the new Solaria Collection offers endless creative possibilities for your plantscapes. Drawing on our backgrounds, as fine artist and architect, these pieces pay tribute to talented women designers and architects of past and present.

### DENISE Planters Black, Terra cotta finish

**FB-58-S DENISE II**  
13"W x 13"D x 17½"H  
Pot: 12¼"dia. x 6"H

**FB-58 Stand Only**  
9½"W x 9½"D x 14"H  
3"D shelf from top

FB-58-S

**FB-59-S DENISE I**  
16"W x 16"D x 14¾"H  
Pot: 16"dia. x 7¼"H

**FB-59 Stand Only**  
11¾"W x 11¾"D x 9"H  
2½"D shelf from top

FB-59-S

**FB-60-S DENISE III**  
17"W x 17"D x 25¼"H  
Pot: 15¾"dia. x 15"H

**FB-60 Stand Only**  
13"W x 13"D x 18"H  
8"D shelf from top

FB-60-S





**Solaria Bowl-Shaped Planting Pots** are now available in three options: the original planters, made from a wood-stone-polymer with a classic washed **Terra Cotta** look, and new galvanized steel bowls, with a warm **Burnt Sienna** patina or a bold **French Blue** powder coat. Easy to clean, plant and move, these bowls can be used with liners or direct-planted for any creative garden project. The handmade wrought iron stands are powder coated for indoor and outdoor use, with two-part construction and slip-in assembly.



**JANE Planters**  
**Black, Terra cotta finish**  
Slip-in components

**FB-52-S JANE I**  
16"W x 16"D x 13¼"H  
Pot: 16" dia. x 8"H


**FB-52 Stand Only**  
13½"W x 13½"D x 9"H



**FB-53-S JANE II**  
20"W x 20"D x 15¼"H  
Pot: 20" dia. x 10"H

**FB-53 Stand Only**  
16"W x 16"D x 10"H





FBC-53-61FB



**JANE Planters with French Blue Bowls**  
*Black, French Blue powder coat* Slip-in components

**FBC-52-60FB JANE I**  
16"W x 16"D x 13¼"H  
Pot: 16"dia. x 8"H

**FBC-53-61FB JANE II**  
20"W x 20"D x 15¼"H  
Pot: 20"dia. x 10"H



**JANE Planters with Burnt Sienna Bowls**  
*Black, Burnt Sienna patina*  
Slip-in components

**FBC-52-60BS JANE I**  
16"W x 16"D x 13¼"H  
Pot: 16"dia. x 8"H

**FBC-53-61BS JANE II**  
20"W x 20"D x 15¼"H  
Pot: 20"dia. x 10"H







FB-56-S



**NORMA Planters**  
**Black, Terra cotta finish**  
Slip-in components

**FB-56-S NORMA I**  
16"W x 16"D x 13¼"H  
Pot: 16"dia. x 8"H

**FB-57-S NORMA II**  
20"W x 20"D x 18"H  
Pot: 20"dia. x 10"H







**NEW** NORMA Planters with Burnt Sienna Bowls  
*Black, Burnt Sienna patina*  
 Slip-in components

**FBC-57-61BS NORMA II**  
 20"W x 20"D x 18"H  
 Pot: 20"dia. x 10"H

**C-61BS Pot Only**  
 20"dia. x 10"H

**FBC-56-60BS NORMA I**  
 16"W x 16"D x 13¼"H  
 Pot: 16"dia. x 8"H

**C-60BS Pot Only**  
 16"dia. x 8"H



FBC-57-61BS



FBC-57-61FB



**NEW** NORMA Planters with French Blue Bowls  
*Black, French Blue powder coat* Slip-in components

**FBC-57-61FB NORMA II**  
 20"W x 20"D x 18"H  
 Pot: 20"dia. x 10"H

**C-61FB Pot Only**  
 20"dia. x 10"H

**FBC-56-60FB NORMA I**  
 16"W x 16"D x 13¼"H  
 Pot: 16"dia. x 8"H

**C-60FB Pot Only**  
 16"dia. x 8"H





**ZAHA Planters**  
*Black, Terra cotta finish*  
Slip-in components

**FB-55-S ZAHA II**  
16¼"W x 16¼"D x 22¼"H  
Pot: 16¼"sq. x 13¼"H

**FB-55 Stand Only**  
11"W x 11"D x 10"H

**FB-54-S ZAHA I**  
12½"W x 12½"D x 13"H  
Pot: 12½"sq. x 6½"H

**FB-54 Stand Only**  
8¼"W x 8¼"D x 7"H



FB-54-S



**NEW** **ZAHA Planters with Copper Flower Boxes**  
*Black, Copper Plated* Slip-in components

**FBC-55-12C ZAHA II**  
16¼"W x 16¼"D x 22¼"H  
Pot: 16¼"sq. x 13¼"H

**FBC-54-11C ZAHA I**  
12½"W x 12½"D x 13"H  
Pot: 12½"sq. x 6½"H



**Solaria Tapered Square Planting Pots**

are now available in two options: the original planters, made from a wood-stone-polymer with a classic washed **Terra Cotta** look, and new **Copper-Plated** galvanized steel. The minimalist geometric forms are ideal for sculptural tropicals or succulents, orchids, even holiday trees.



**MARION Planters**  
*Black, Terra cotta finish*

**FB-50-S MARION I**  
12½"W x 12¼"D x 14¼"H  
Pot: 12½"sq. x 6½"H

**FB-51-S MARION II**  
16¼"W x 16¼"D x 23"H  
Pot: 16¼"sq. x 13¼"H



**NEW** **MARION Planters with Copper Flower Boxes**  
*Black, Copper Plated*

**FBC-50-11C MARION I**  
12¼"W x 12¼"D x 14¼"H  
Pot: 12½"sq. x 6½"H

**C-11C Pot Only**  
12½"sq. x 6½"H

**FBC-51-12C MARION II**  
16¼"W x 16¼"D x 23"H  
Pot: 16¼"sq. x 13¼"H

**C-12C Pot Only**  
16¼"sq. x 13¼"H



**EILEEN Planter**  
*Black, Terra cotta finish*

**FB-64-S**  
9½"W x 9½"D x 15¼"H  
Pot: 8"dia. x 7¼"H

**FB-64 Stand Only**  
9½"W x 9½"D x 9¾"H



**NEW** **EILEEN Planters**  
with French Blue and Burnt Sienna Pots  
*Black, Powder coat, Patina*

**FBC-64-62FB**  
*Black, French Blue*  
9½"W x 9½"D x 15¼"H  
Pot: 8"dia. x 7¼"H

**C-62FB Pot Only**  
8"dia. x 7¼"H

**FBC-64-62BS**  
*Black, Burnt Sienna*  
9½"W x 9½"D x 15¼"H  
Pot: 8"dia. x 7¼"H

**C-62BS Pot Only**  
8"dia. 7¼"H



FBC-64-62FB





**FLORENCE Planter**  
**Black, Terra cotta finish**  
Folds flat for easy storage and shipping

**FB-63-S**  
9¼"W x 9¼"D x 15¼"H  
Pot: 8"dia. x 7¼"H

**FB-63 Stand Only**  
9¼"W x 9¼"D x 9"H



FBC-63-62BS



**NEW** **FLORENCE Planters**  
**with French Blue and Burnt Sienna Pots**  
Folds flat for easy storage and shipping  
**Black, Powder coat, Patina**

**FBC-63-62FB**  
**Black, French Blue**  
9¼"W x 9¼"D x 15¼"H  
Pot: 8"dia. x 7¼"H

**FBC-63-62BS**  
**Black, Burnt Sienna**  
9¼"W x 9¼"D x 15¼"H  
Pot: 8"dia. x 7¼"H





**LINA Hanging Planters**  
**Black, Terra cotta finish**  
Slip-in components

**BH-01-S LINA I**  
10½"W x 10¼"D x 22¼"H  
Pot: 8"dia. x 5¾"H

**BH-02-S LINA II**  
15½"W x 15"D x 28¼"H  
Pot: 11¾"dia. x 8½"H



BH-01-S



BH-02-S



BH-01



BH-02

**BH-01 Lina Plant Hanger Small**  
10½"W x 10¼"D x 18¼"H  
Ring: 7¾" inside dia.  
**Black**

**BH-02 Lina Plant Hanger Large**  
15½"W x 15"D x 21¾"H  
Ring: 11½" inside dia.  
**Black**



Copper-Plated Solaria tapered pots are made of galvanized steel



**NEW** ODILE Planter with Copper Flower Box

FBC-62-10C

**Black, Copper Plated**

Slip-in components

27½"W x 9"D x 18¼"H

Box: 22"W x 9"D x 12"H

**C-10C Flower Box Only**

**Copper Plated**

22"W x 9"D x 12"H



FB-62-S ODILE Planter

**Black, Terra cotta finish**

Slip-in components

27½"W x 9"D x 18¼"H

Box: 22"W x 9"D x 12"H

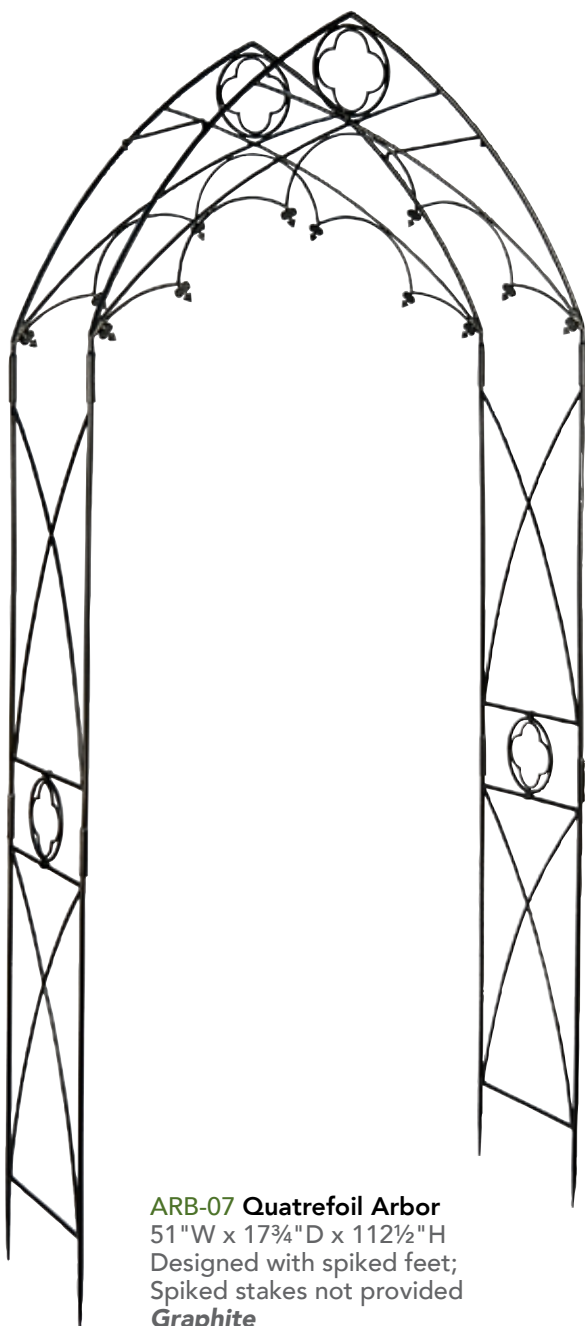


**Create an elegant garden entrance** with an Achla Designs handcrafted wrought iron arbor. We are pleased to offer a great variety of arbors in a style and size for every garden theme. These arbors stand tall enough to support climbing vines with ample room for passage beneath.

Designed to ship flat and to be easily erected without tools, we use only slip-in components. Arbors come with 4 spiked stakes for in-ground installation, can be permanently cemented, or used on hard surfaces with feet.



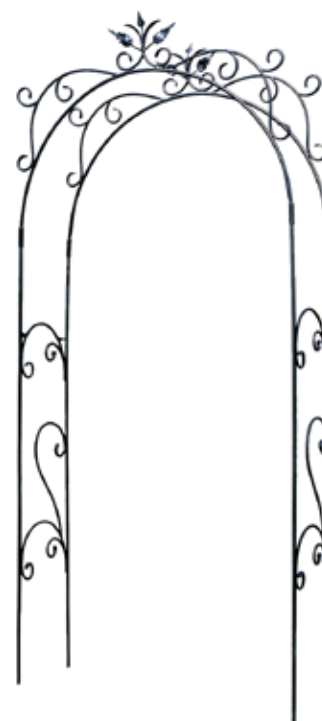
**ARB-01 Tuileries Arbor**  
48"W x 16"D x 113"H  
Spiked stakes not included  
**Graphite**



**ARB-07 Quatrefoil Arbor**  
51"W x 17¾"D x 112½"H  
Designed with spiked feet;  
Spiked stakes not provided  
**Graphite**



**ARB-D-01/02**  
**Display Feet for Tuileries Arbor**  
Fits ARB-01; 20"W x 4¼"D x 4"H  
Sold separately for use on patios  
and other hard surfaces  
**Graphite**







### Tuscany Arbor & Gate

Gate and Arbor can be bought separately  
**Graphite**

#### ARB-40 Arbor

66¼"W x 21"D x 84"H  
(54¾ opening width)


#### ARB-41 Arbor with Gate

Gate has hinges that fasten to arbor sides and have a closing clasp.  
Gate: 32"H at ends (42"H at center)  
Requires tools for assembly



#### GG-41 Tuscany Gate

Includes poles (1" dia.; 59"H)  
for in-ground installation



#### Spiked Stakes

Set of 4 Included with  
most arbors



For more wrought iron  
and wood benches, see  
[pgs. 90-99](#)




**ARB-27 Ferro Firenze Arbor**  
55"W x 22"D x 99"H  
*Roman Bronze*



**AR-01 Arbor Bench**  
39½"W x 16"D x 26½"H  
(15½"H at seat) *Black*



ARB-27 Matches our Ferro  
Firenze trellises, FT-27 and  
FT-28 on [pg. 28](#) Combine  
all three to complete an  
Italianate garden theme.









**Monet Arbors** *Graphite*


**ARB-10 Monet Arbor**  
55"W x 21"D x 100"H



**ARB-14 Monet II Arbor**  
82"W x 30"D x 114½"H  
Requires tools for assembly



**GG-05 Country Cottage Gate**  
36"W x 39"H; Add 4" to the width for posts  
Includes two 2" dia. posts, hinges and a latch  
To facilitate in-ground installation,  
posts extend 30" longer than shown  
*Graphite*




**ARB-30G Lattice Arbor I**  
41"W x 21"D x 92"H  
Includes display feet  
instead of spiked stakes  
**Graphite**



**From Our Cottage Collection,**  
the Lattice Arbor and matching  
Lattice Bench have smooth curves  
with traditional angle pattern.  
Add the Lattice Trellises on [pg.25](#)  
and Lattice Obelisk [pg.31](#).



**AR-07 Lattice Bench**  
57"W at arms x 18½"D at seat x 34"H  
Bench back is removable and sides fold;  
Some assembly required **Black**



**ARB-11 Modern Arbor**  
55"W x 21"D x 100"H  
**Graphite**





**PYL-25 Pylon**  
12"W sides, 60"H;  
Basket: 10"D x 24" dia.  
Includes PYL-25L  
Contoured Jute Liner  
for the basket  
(also sold separately)  
**Graphite**



**PYL-25L  
Jute Liner**  
for PYL-25 Pylon

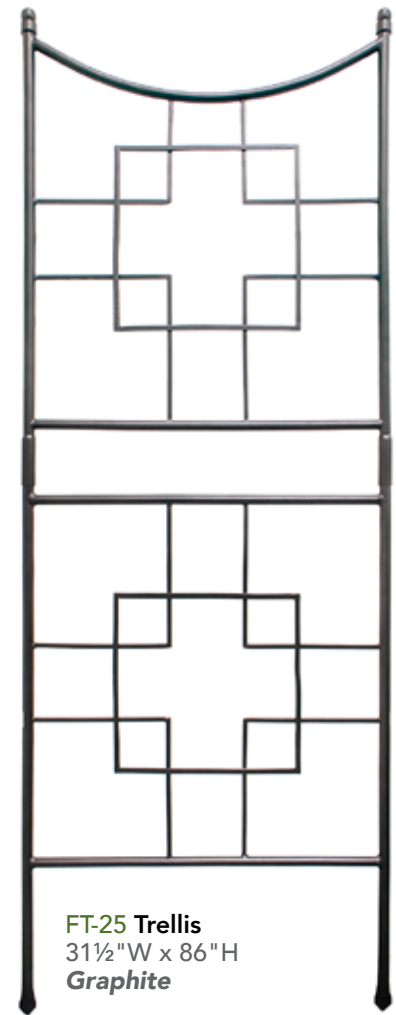
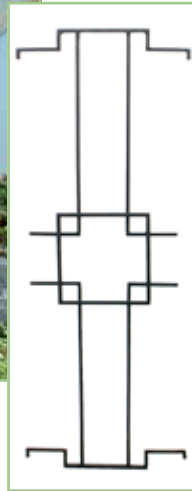
**The Square-on-Squares collection** has a simple clean design concept based on modern architecture's fascination with repeating right-angle shapes. The many pieces available in this group can be used to create a unified modern landscape theme.



**ARB-25 Arbor** 52"W x 22"D x 98"H  
**Graphite**



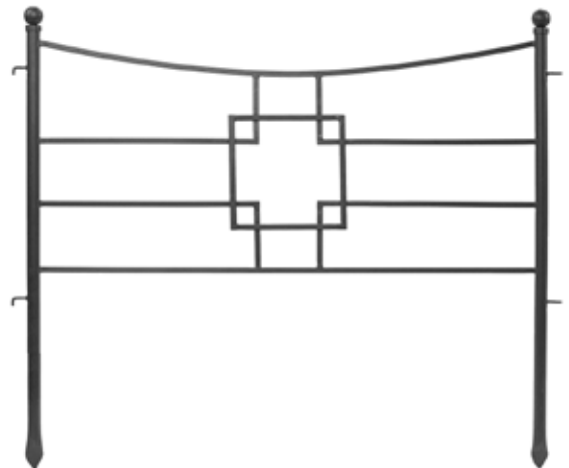
**FT-24 Center Link** 18"W x 48"H **Graphite**  
Hangs from two FT-25 Trellises to create a continuous screen



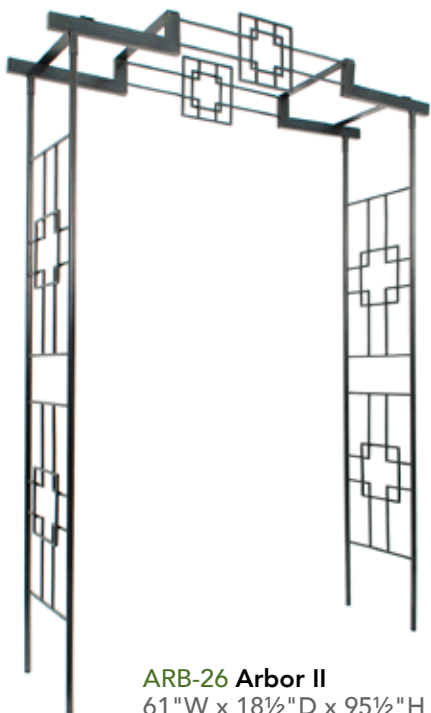
**FT-25 Trellis**  
31½"W x 86"H  
**Graphite**



**DFS-25 Fence Section** 36"W x 31½"H  
Hooks and loops link one to another **Graphite**








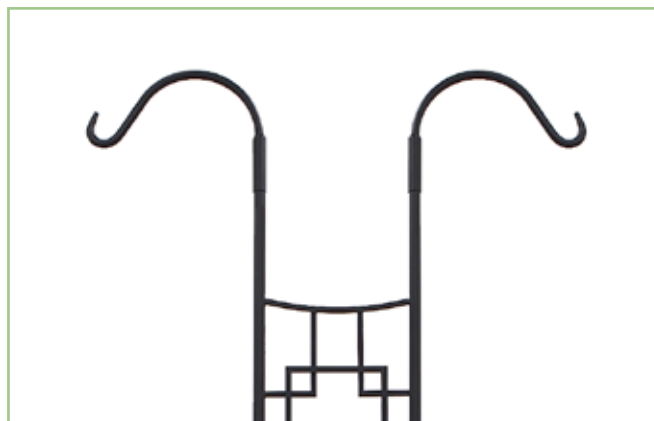
**ARB-26 Arbor II**  
61"W x 18½"D x 95½"H  
Top: 67"W **Graphite**



ARB-26



**FT-26 Double Pole Trellis**  
31½"W x 11¼"D  
(at support bar) x 83½"H  
**Graphite**






**As an architectural element,** the trellis (treillage) serves to accent and support a special climbing plant. Trellises can be used singularly, or in tandem to create a green wall or to camouflage an unsightly area.

Metal trellises offer an added advantage, for they will not rot or buckle under the load of a fully grown vine. We offer a wide range of sizes, styles and shapes, designed as self-supporting, sturdy structures when stuck firmly in the ground.


#### Sunflower *Black*

FT-43 Center 36"W x 90"H

FT-43S Side Pair 18¼"W x 58"H



VFT-20 Rococo 36"W x 86"H *Graphite*

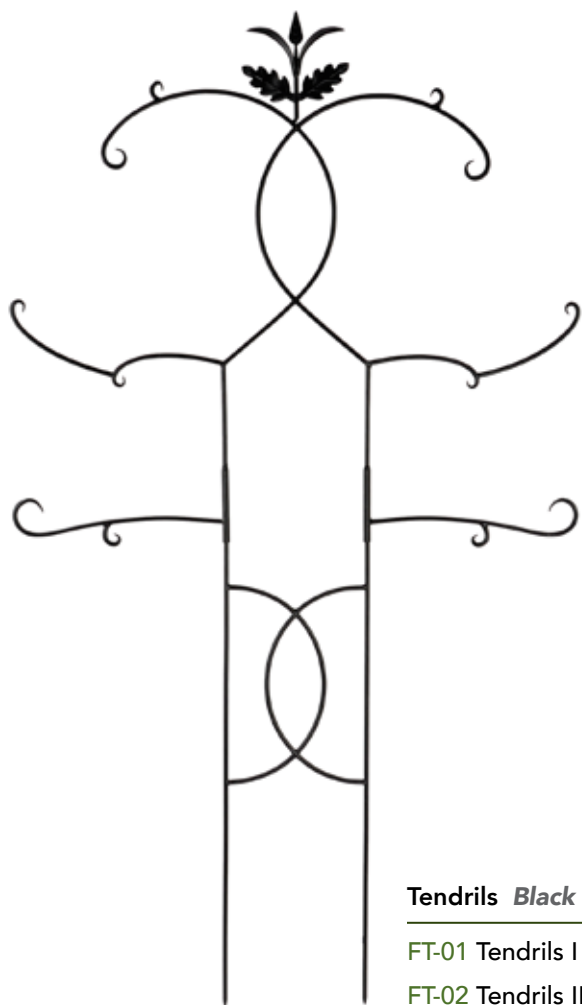


FT-43S

FT-43

FT-43S






**Tendrils Black**

FT-01 Tendrils I 25"W x 79"H

FT-02 Tendrils II 44"W x 79"H



FT-01



**Primrose Black**

FT-42 Center 28"W x 72"H

FT-42S Side Pair 14"W x 48"H



**FT-46 Athena Trellis** 57"W x 8"D x 76"H  
**Black**

Two four-foot sections can be mounted at any height to turn a gutter or pole into vertical gardening space. Folds flat for shipping and storage. Mounting loops provided.



**FT-47**  
**Downspout Trellis**  
11½"W x 6¼"D x 92"H  
Consists of two sections  
(46"H ea.) **Black**






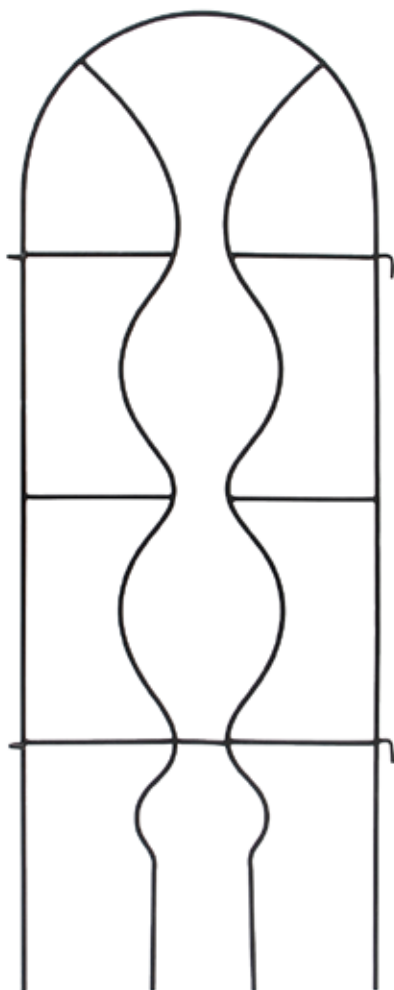


**FTB-02**  
**Wall Brackets for Trellises**  
 5¼"L pair **Black**

### Aldrich Trellises *Graphite*

**VFT-22 Aldrich I** 31½"W x 75"H

**VFT-22S Aldrich II** 16½"W x 63"H  
 Set of 2 can be used independently  
 or with VFT-22 for added width  
 or to form corners



VFT-22S

VFT-22

VFT-22S



**FT-11/12-R8**  
**8" Flowerpot Ring for FT-11**  
**Black**

**FT-11**  
**Orangery Trellis**  
 24"W x 65"H  
 Three individual FT-11 Trellises can  
 be linked together to form a screen  
**Black**



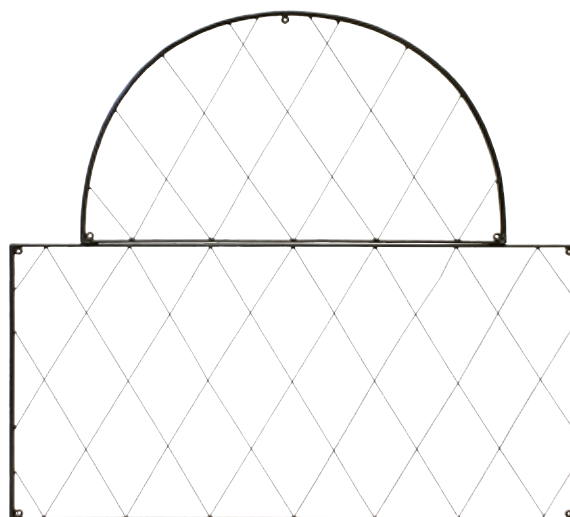
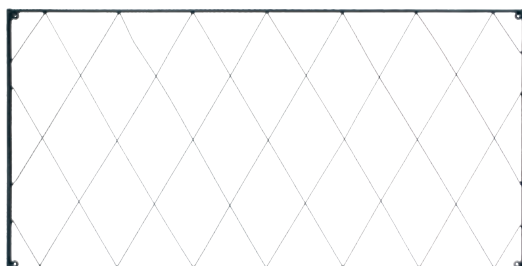


FT-54

**Oxfordshire Trellis Black**

**FT-54 Two Pieces**  
46"W x 1/2"D x 42"H  
Arc: 35"W x 19"H

**FT-54E Single Trellis Extension**  
for FT-54 or FT-56  
46"W x 1/2"D x 23"H

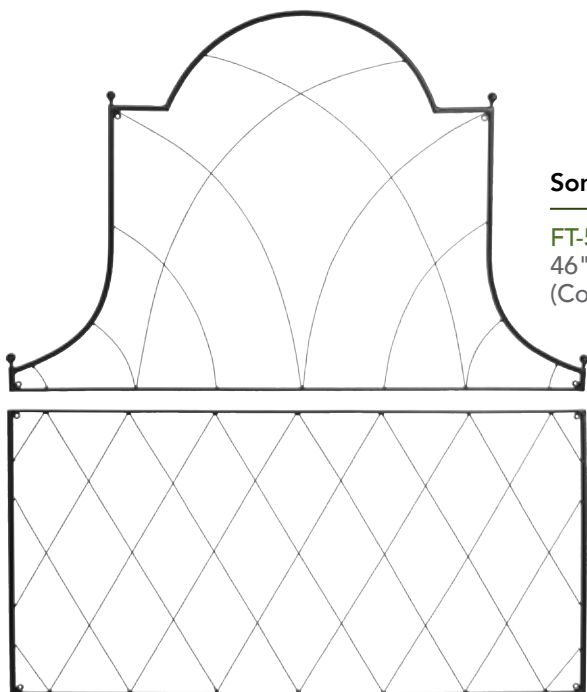


These airy trellises are designed as modular units to fill any garden wall space. Sold in two-piece sections, with extensions available.

**FTB-05**  
**Wall Brackets for Trellises**  
3 1/2"L pair  
**Black**

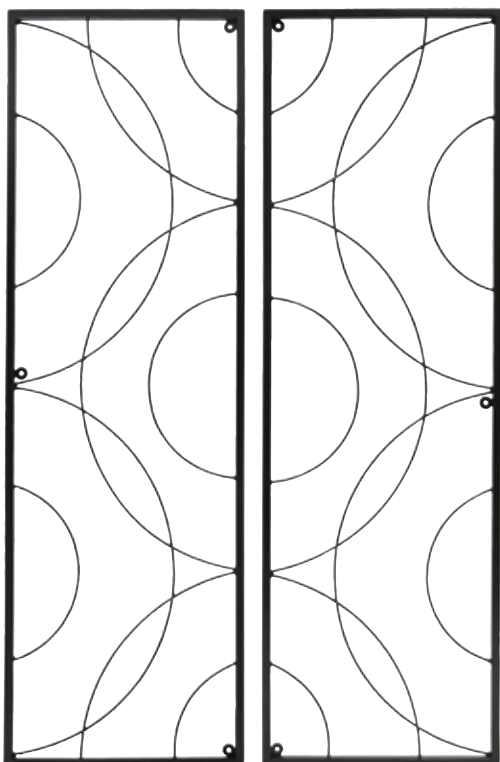
**Somerset Trellis Black**

**FT-56 Two Pieces**  
46"W x 1/2"D x 53"H  
(Combined)



FT-56 with FT-54E






**Corona Trellis** *Black*

**FT-55 Two Pieces**

Each panel 13¼"W x ½"D x 42"H




Hang horizontally or vertically,  
combine multiple sets in a variety of arrangements



**FT-32G Wall Mounted Lattice Trellis**

67"W x 43"H Can be expanded to  
desired width, wall brackets included  
**Graphite**



**FT-30**

**Freestanding Lattice Trellis**

36"W x 7¾"D x 93"H

Folds **Graphite**

**Cottage Collection Trellises** evoke the climbing roses and brambles of a lush English country garden. These airy trellises are ideal components for contemporary and traditional garden designs.



FT-57Y

**Ando Trellis Black**

22"W x 2¼"D (at cone rings) x 79½"H

FT-57RD Red

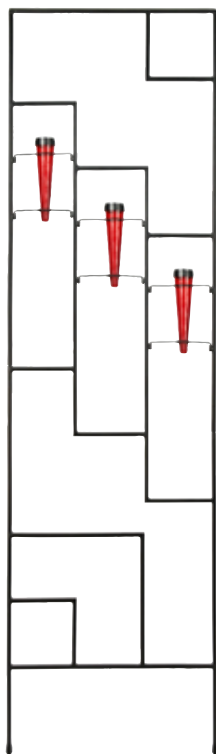
FT-57LB Light Blue

FT-57DB Dark Blue

FT-57DG Dark Green

FT-57EG Emerald Green


FT-57Y Yellow



**Our contemporary trellis designs** are ideal for defining an outdoor area, these trellises add sparkle and color for garden interest day and night. The Ando Trellis includes three Solar Sparkle Cones with solar caps.



Lantern not included



FT-57DG



FT-57RD

**FT-58 Samsara Trellis**  
24¾"W x 1¼"D x 79¾"H  
**Black**



**Waves Trellis**

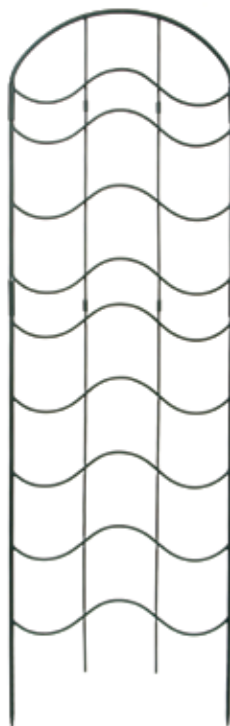
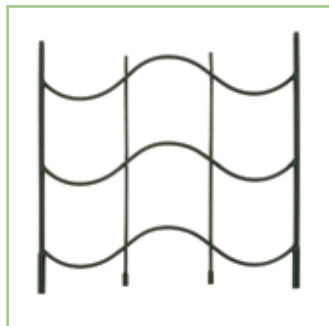
Three parts with  
extension option  
**Black**

**FT-16 Trellis**

23½" W x 77" H

**FT-16E Extension**

23½" W x 24" H

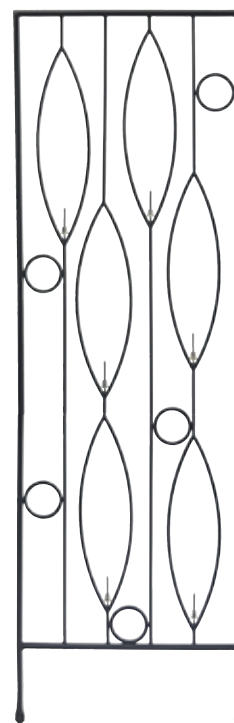


Bottles not included

Contemporary design meets classic vintage in the Vinifera Bottle Trellis, with space for six colorful glass bottles of your own choosing. Most of our trellises are rigid enough to be set as free-standing design elements. Plant with blooming vines for a multi-textural outdoor screen or divider.



Clear rubber  
stoppers secure  
bottles in place.

**FT-48 Vinifera Bottle Trellis**

24¾" W x 79¾" H

**Black**



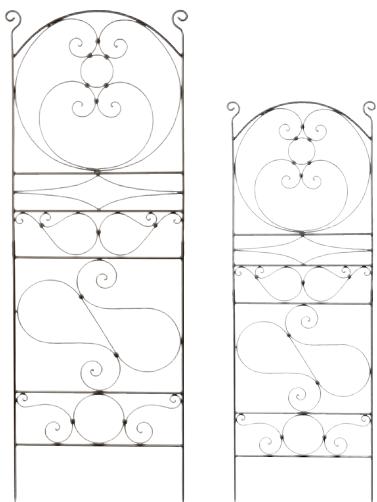
FT-28

**Ferro Firenze Roman Bronze**  
Matches ARB-27 Arbor, [pg. 14](#)

**FT-27 Trellis I** 22"W x 65½"H

**FT-28 Trellis II** 29"W x 83½"H

**FTB-02**  
**Wall Brackets**  
**for Trellises**  
5¼"L pair **Black**



**Our wide array of plant supports** includes pylons and trellises for every gardener's need.

For container gardening and single stems, SFT-04 Plant stake and FST-01 Spiral are smaller scale and found on [pg. 32](#).

To add vertical elements in the landscape, PYL-09/10 Mushroom Trellises, and OBL-01/02 Obelisks, lift vining vegetables and showy flowers, all on [pgs. 30-31](#).

For green screening, use freestanding or wall-mounted modular trellises such as FT-42 Primrose [pg. 21](#), FT-54 Oxfordshire Trellis [pg. 24](#), Square-on-Squares [pgs. 17-19](#) or our FT-48 Vinifera trellis [pg. 27](#).

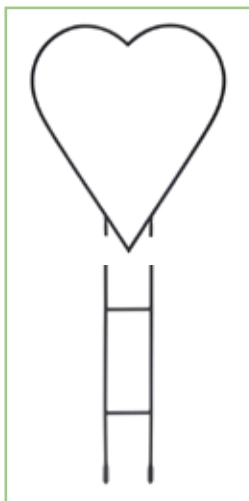


FT-27



**Vertical elements**


bring blooms to eye-level, edibles up for easy picking and provide a visual anchor in the landscape. Frame a path, draw visitors to a focal point, or create a "tree" of blossoms to surround with seating.



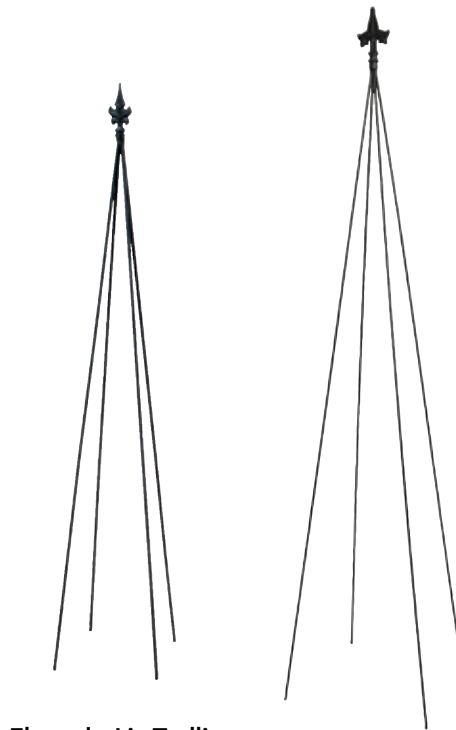
Comes apart for easy storage



TSW-12KD  
**Heart Hanger**  
25½"W x 64"H  
**Black**



DFS-02  
**Scroll Fence Section** **Black**  
24"W x 22"H

**Fleur-de-Lis Trellises**

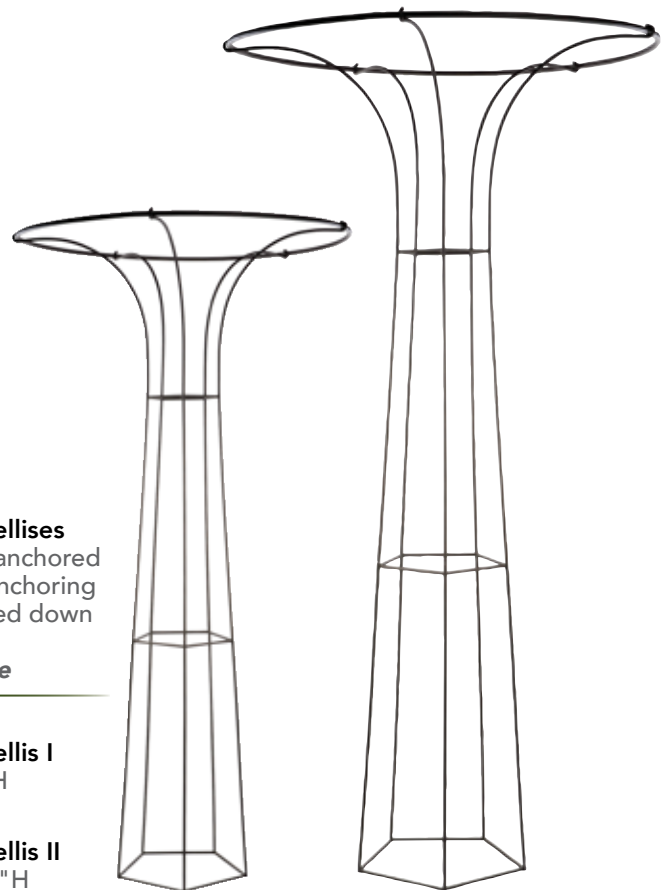
Legs can be pulled apart before staking for desired footprint **Black**

FT-20 58"H

FT-21 78"H



**PYP-01**  
**Multi Purpose**  
**Anchoring Pins**  
10"L Set of 4 pins  
**Graphite**

**Mushroom Trellises**


Bases can be anchored with PYP-01 anchoring pins or weighed down with rocks

**Roman Bronze**

**PYL-09**  
**Mushroom Trellis I**  
36" dia. x 72"H

**PYL-10**  
**Mushroom Trellis II**  
48" dia. x 93½"H





### Obelisks

Shipped flat;  
assembly required

**Graphite**

#### OBL-01 3 Rings

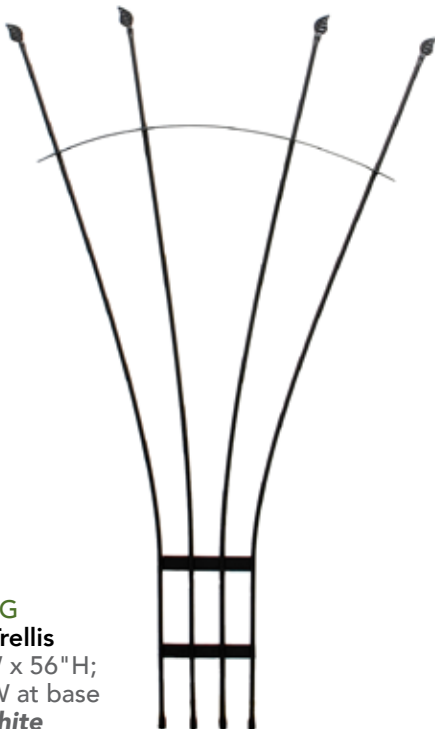
9½" dia. x 61"H  
Base: 13"W x 13"D

#### OBL-02 4 Rings

13" dia. x 85"H  
Base: 10"W x 10"D



OBL-01



#### FT-37G

#### Fan Trellis

38"W x 56"H;  
7½"W at base  
**Graphite**



#### OBL-25

#### Lattice Obelisk

20" square base x 67"H  
Shipped flat;  
assembly required  
**Graphite**







**SFT-04**  
**Plant Stake**  
3¼" dia. x 41"H  
**Black**



**FST-01**  
**Spiral Trellis**  
8" dia. x 42"H  
**Black**



**PYS-01 Yard Pole**  
12" bracket; 42"H  
**Black**



**FB-14 Ring Stand**  
11" dia. x 14"H  
**Black**





GBS-24



GBS-23

GBS-24



GBS-25



Piazza Plant Stands **Black**

**GBS-23 10" Stand**  
12¼"W x 4¼"H;  
10¼"dia. top

**GBS-24 14" Stand**  
16"W x 6"H;  
14"dia. top



Piazza Plant Stands **Black**

**GBS-22 Short Stand**  
10"W x 10"D x 5¼"H  
Ring: 9½"dia. **Black**  
Can be used as a flower pot or  
birdbath stand

**GBS-25 Short Stand II**  
14¾"W x 14¾"D x 6"H  
Ring: 13¾"dia. **Black**  
Can be used as a flower pot or  
birdbath stand



GBS-22



**The Scandinavian Design Inspired** Arne Stands are sleek, minimalist and versatile. In two stand heights with three top options; they become accent tables, container gardens, or plant stands. Create a stylish grouping for an indoor living space or outdoor room.



FB-45C

FB-45G3

FB-45G7



FB-46C

FB-46G3

FB-46G7

**Arne Stands** Sold in six combinations **Black**  
Short stand: 15"sq. x 14"H Tall stand: 15"sq. x 22¼"H

**Copper tray** 1½"D x 15"sq.

FB-45C Short stand

FB-46C Tall stand

**Galvanized tray** 3"D x 15"sq.

FB-45G3 Short stand

FB-46G3 Tall stand

**Deep Galvanized tray** 7"D x 15¾"sq.

FB-45G7 Short stand

FB-46G7 Tall stand





FB-19

**FB-19 Tulip Stand**  
15" dia. x 28½" H  
*Roman Bronze*

**FB-20 Tulip Stand** 15" dia. x 28½" H  
Removable top insert  
*Roman Bronze*



FB-20



**VPS-04 Verandah Stand**  
13¼" dia. x 40½" H  
Basket accepts a 12" flowerpot  
*Graphite*



Our Nesting Tables, in three heights, can be used separately as side tables or plant stands. Tuck them neatly away, under one another, for storage.

**WTN-01 Triangular Nesting Tables**  
Set of 3 *Roman Bronze*  
Small: 15¾"W sides x 16"H  
Medium: 19½"W sides x 19¾"H  
Large: 23½"W sides x 23½"H





## Argyle Stands *Graphite*

### FB-30 8" Stand

12" dia. at top: 8"H  
15" dia. at feet

### FB-31 14" Stand

10½" dia. at top: 14"H  
15" dia. at feet

### FB-32 18" Stand

10¼" dia. at top: 18"H  
13" dia. at feet

### FB-33 24" Stand

11½" dia. at top: 24"H  
15" dia. at feet



## Flowers Stands *Roman Bronze*

### FB-23 25" Stand

14¾" dia. x 25"H

### FB-22 16" Stand

11¾" dia. x 16"H

### FB-21 12" Stand

9¾" dia. x 12"H





5/16" Perforated Top



FB-35

FB-37

**Capri Plant Stands** *Roman Bronze*

**FB-35 12" Stand**  
12" dia. top: 12½"H

**FB-36 18" Stand**  
14" dia. top: 18½"H

**FB-37 24" Stand**  
16" dia. top: 24¾"H



FB-01

FB-03

**Patio Flowerpot Stands** *Black*

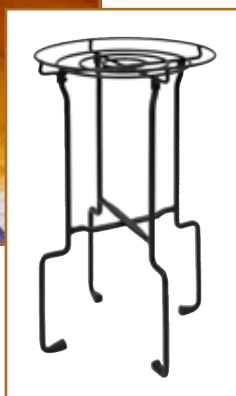
**FB-01 7½" Stand**  
10" dia. ring:  
7¾"H

**FB-02 12" Stand**  
11¼" dia. ring:  
12"H

**FB-03 18" Stand**  
11¼" dia. ring:  
17½"H



**NEW** **FB-76 Catalina Plant Stand**  
13¾" L x 13¾" W x 23½" H  
Top Platform: 13¾" dia.  
Base Dim: 10¼" sq. **Black**



**FB-66 Duet Plant Stand Black**  
26" L x 12½" W x 30½" H  
Top Platform: 24" H from ground  
10" L x 12" W  
Bottom Platform: 14" H from ground  
18" L x 12" W



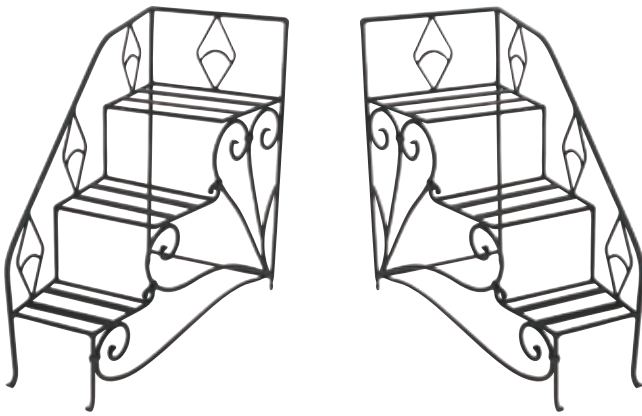
## Ibex Plant Stands

**FB-71 Ibex I**  
10½" W x 2½" D x 12" H  
**Black**

**FB-72 Ibex II**  
14" W x 2¾" D x 18" H  
**Black**








**Peacock Steps** 36"W x 13"D x 33"H **Black**

FC-04L Left Rail

FC-04R Right Rail



FC-04L



**FB-65 Julia Plant Stand** **Black**  
16"W x 16"D x 16"H



**Trivet Stands** **Graphite**

**VTT-01 Round**  
11½" dia. x 14"H

**VTT-02 Triangular**  
12¼"W sides x 12"H





Pair with TRY-07 Scalloped Rim Tray

## FC-05 Cascading Plant Stand

14"W x 17¾"H; 4 rings each 5¼" dia. placed at varying heights of 6", 10", 14" and 17¾" **Graphite**



## FC-01 Herb Caddy

Caddy: 22¼"L x 9¼"W x 16"H  
Includes cobalt blue glass pots, each 5" dia. at top; 5"H  
**Black**

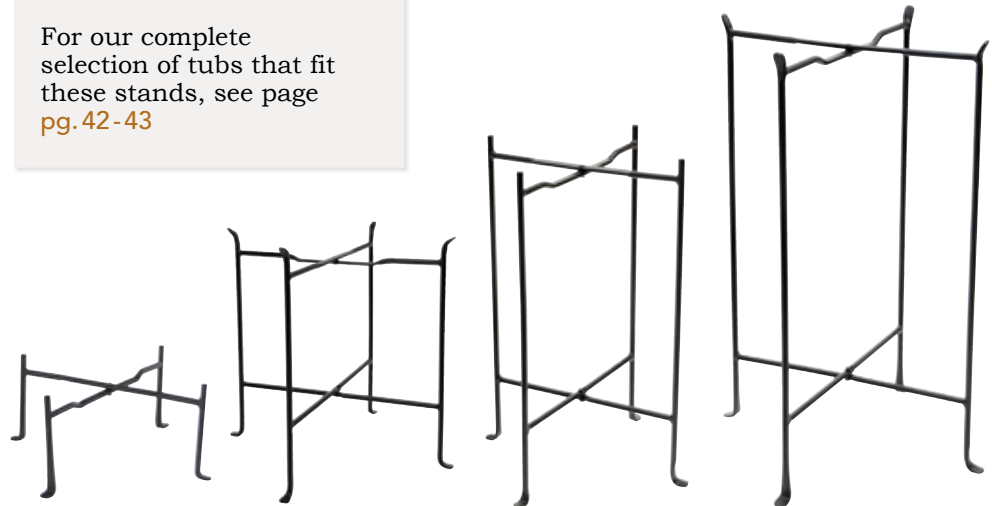


**TRY-07 Scalloped Rim Recycled Glass Tray**  
5¾" dia. x ¾"D



C-50 Tub with CWI-01

For our complete selection of tubs that fit these stands, see page [pg. 42-43](#)



## Folding Stands **Black**

### CWI-01 Tabletop

7"H; folds to 18"W x 1"D  
For use with tubs:  
C-50, C-50C, C-51, C-52, C-52C, C-81C

### CWI-04 Short Floor

19½"H; folds to 20¼"W x 2"D  
For use with tubs:  
C-55 and C-55C

### CWI-02 Floor

23½"H; folds to 17¼"W x 1¼"D  
For use with tubs: C-51, C-52, C-52C, C-81C

### CWI-03 Large Floor

29½"H; folds to 20¼"W x 2"D  
For use with tubs:  
C-55 and C-55C



These versatile tubs are watertight and should be drilled for direct planting

## TUBS & STANDS KITS



**C-51-S1**  
**Oval Galvanized Tub with Folding Stand**  
 24"L x 14¾"W x 15¾"H  
 Tub: 24"L x 15"W x 9¾"H with handles  
 Stand: 7"H; folds to 18"W x 1"D  
**Black, Galvanized Steel**



**C-51M-S1**  
**Mini Oval Galvanized Tub with Folding Stand**  
 16¾"L x 10½"W x 13¼"H  
 Tub: 16¾"L x 10½"W x 7¼"H  
 Stand: 7"H; folds to 18"W x 1"D  
**Black, Galvanized Steel**



**C-81C-S1**  
**Oval Copper Tub with Folding Stand**  
 24"L x 15"W x 15¾"H  
 Tub: 24"L x 15"W x 9¾"H with handles  
 Stand: 7"H; folds to 18"W x 1"D  
**Black, Copper Plated**



**C-52-S1**  
**Embossed Oval Tub with Folding Stand**  
 20"L x 13¼"W x 12"H  
 Tub: 20"L x 13¼"W x 6½"H  
 Stand: 7"H; folds to 18"W x 1"D  
**Black, Galvanized Steel**



**C-09C-S1**  
**Copper Flower Box with Folding Stand**  
 23½"L x 7¾"W x 13¼"H  
 Box: 23¼"L x 7¾"W x 7½"H  
 Stand: 7"H; folds to 18"W x 1"D  
**Black, Copper Plated**

C-55C Oval Tub with CWI-04 Folding Stand, see pg. 40



C-50C Round Tub with CWI-01 Folding Stand, see pg. 40



## Hammered Copper Plated

**C-55C Oval** 27"L  
x 15¼"W x 11½"H  
(31¼"L at handles)

**C-50C Round**  
16½"dia. x 10¼"H  
(19"W at handles)

These classic galvanized steel tubs are ubiquitous on every farm because they have a thousand and one uses. Directly plant flowers and veggies for a container garden, use for firewood storage, or chill drinks at a summer party. In many sizes and styles that fit in stands for both floor and tabletop use.



C-51M



C-50



C-51M

## Galvanized Steel

**C-50 Round**  
16¼"dia. x 10¼"H  
(19¼"W at handles)

**C-51 Oval**  
21"L x 15"W x 9"H  
(24"L at handles)

**C-55 Large Oval**  
26¼"L x 16¾"W x 11¼"H  
(29½"L at handles)

**C-51M Small Oval**  
16½"L x 10¾"W x 7¼"H



C-51



C-55





**C-51BK Oval Black**  
21"L x 15"W x 9"H  
*Galvanized steel, Black*



**C-81C Oval Copper Plated**  
21"L x 15"W x 9"H  
(24"L at handles)



**Embossed** 20"L x 13"W x 6½"H

**C-52C Copper Plated**

**C-52 Galvanized**



C-52



WI-08



WI-09

#### **Steel Harvest Baskets**

Handwoven steel wire with solid steel bottoms and sturdy handles; great as log holders **Black**

**WI-08 Small** 23"L x 12"W x 13"H

**WI-09 Large** 25½"L x 21½"W x 13"H



C-21W Box with B-32 Bracket



**B-32**  
**Scrolls Wall Bracket**  
24"W x 10½"D x 9½"H  
**Black**




**B-51**  
**Rookwood Window Box**  
Holder: 36"W x 12"D x 10"H  
Box: 35"W x 11¼"D x 9¼"H  
Brackets: 1¼"W x 12½"D x 11"H  
Includes wrought iron holder with solid  
copper flower box and two support brackets  
**Black, Satin Copper**



**B-15**  
**Rookwood Brackets**  
1¼"W x 12½"D x 11"H  
For large flowerboxes or shelves  
Sold in pairs **Black**



**C-101**  
**Solid Copper Flower Box**  
35"W x 11¼"D x 9¼"H  
Drain holes provided  
**Satin Copper finish**



C-82C Box with B-15 Brackets





C04-K4



**C-04  
Embossed  
Flower Box**  
*Galvanized steel*  
24"W x 8½"D x 6"H

**Handrail Flower Box Kits** for C-04 and C-09C Flower Boxes

**C04-K4** consists of  
C-04 Flower Box and  
BGK-13 2x4 Bracket

**C09C-K4** consists of  
C-09C Flower Box and  
BGK-13 2x4 Bracket

**C04-K6** consists of  
C-04 Flower Box and  
BGK-14 2x6 Bracket

**C09C-K6** consists of  
C-09C Flower Box and  
BGK-14 2x6 Bracket



**Handrail Brackets**  
6¼"D at base: 5"H **Black**  
Flower Box Kits shown on [pgs. 48-49](#)

**BGK-13** for 2x4 railing      **BGK-14** for 2x6 railing



## Plain Copper Plated Flower Boxes

**C-82C Large**  
35"W x 10½"D x 10"H  
Fits B-32 Wall Bracket,  
see [pg. 44](#)

**C-09C Medium**  
23¼"W x 7¾"D x 7½"H  
Also offered in kits with  
Handrail Brackets



C-09C Flower Box with SFB-02 Wall Mount Brackets



C-21C Flower Box with SFB-03C Clamp-On Brackets



## Copper Plated Flower Boxes

**C-08C Small**  
22"W x  
6"D x 5"H

**C-20C Medium**  
24"W x  
9½"D x 7½"H

**C-21C Large**  
35¼"W x  
11"D x 9½"H



VFB-05 Flower Box with SFB-02 Wall Mount Brackets



## Green Flower Boxes *Green Patina*

**C-08 Small**  
22"W x  
6"D x 5"H

**VFB-05 Medium**  
24"W x  
9½"D x 7½"H

**VFB-06 Large**  
35¼"W x  
11"D x 9½"H



C-21C-S

## Odette Stand Flower Box Kits *Black, Patina or Copper Plated*

### Medium Flower Box and Stand Kits

24"W x 10½"D x 11"H

C-20C-S Copper Plated

C-20W-S White Patina

C-20NB-S Blue Patina

VFB-05-S Green Patina

### Large Flower Box and Stand Kits

35¼"W x 11"D x 14¾"H

C-21C-S Copper Plated

C-21W-S White Patina

C-21NB-S Blue Patina

VFB-06-S Green Patina



All metal Flower Boxes have drain holes  
For details of compatible Brackets, see [pgs. 44, 48-49](#)

## FLOWER BOXES & FLOWER BOX KITS



### Nantucket Blue Flower Boxes *Blue Patina*

<b>C-08NB Small</b>	<b>C-20NB Medium</b>	<b>C-21NB Large</b>
22"W x 6"D x 5"H	24"W x 9½"D x 7½"H	35¼"W x 11"D x 9½"H



C-20NB Flower Box with SFB-02 Wall Mount Brackets



### Cape Cod White Flower Boxes *White Patina*

<b>C-08W Small</b>	<b>C-20W Medium</b>	<b>C-21W Large</b>
22"W x 6"D x 5"H	24"W x 9½"D x 7½"H	35¼"W x 11"D x 9½"H



C-08W Flower Box with SFB-01 Wall Mount Brackets



C-20W-S

Odette Flower Box Kits include a flower box and stand



VFB-05-S



Flower Boxes	BGK-13-08 For 4" Rails	BGK-14-08 For 6" Rails	BGK-14-20 For 6" Rails	BGK-14-21 For 6" Rails
C-08 Small Green Patina	C08-K4	C08-K6	—	—
C-08C Small Copper Plated	C08C-K4	C08C-K6	—	—
C-08NB Small Blue Patina	C08NB-K4	C08NB-K6	—	—
C-08W Small White Patina	C08W-K4	C08W-K6	—	—
C-20C Medium Copper Plated	—	—	C20C-K6	—
C-20NB Medium Blue Patina	—	—	C20NB-K6	—
C-20W Medium White Patina	—	—	C20W-K6	—
VFB-05 Medium Green Patina	—	—	VFB-05-K6	—
C-21C Large Copper Plated	—	—	—	C21C-K6
C-21NB Large Blue Patina	—	—	—	C21NB-K6
C-21W Large White Patina	—	—	—	C21W-K6
VFB-06 Large Green Patina	—	—	—	VFB-06-K6



BGK-14-08



BGK-14-21



BGK-13-08



BGK-14-20

**Handrail Brackets** Sold in Pairs  
Stainless steel screws provided **Black**

**BGK-13-08** Fits 4"W rail  
6¾"W at top: 4"H

**BGK-14-20** Fits 6"W rail  
9¾"W at top: 5"H

**BGK-14-08** Fits 6"W rail  
6¾"W at top: 4"H

**BGK-14-21** Fits 6"W rail  
11½"W at top: 6"H



**Wall Mount Brackets** 1"W Sold in Pairs  
Stainless steel screws provided **Black**

**SFB-01**

6"D at base: 8"H

**SFB-02**

8"D at base: 8"H

**SFB-03**









10"D at base: 8"H

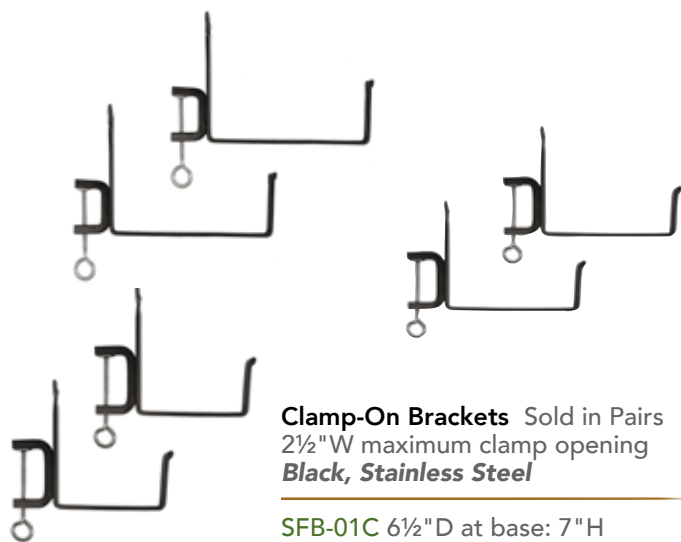
**SFB-04**

12"D at base: 10"H



C08-WM

Flower Boxes	SFB-01 6" Wall Brackets	SFB-02 8" Wall Brackets	SFB-03 10" Wall Brackets	SFB-01C 6" Clamp Brackets	SFB-02C 8" Clamp Brackets
C-08 Small Green Patina	C08-WM	—	—	C08-RM 	—
C-08C Small Copper Plated	C08C-WM	—	—	C08C-RM 	—
C-08NB Small Blue Patina	C08NB-WM	—	—	C08NB-RM 	—
C-08W Small White Patina	C08W-WM	—	—	C08W-RM 	—
C-20C Medium Copper Plated	—	C-20C-WM	—	—	C-20C-RM 
C-20NB Medium Blue Patina	—	C-20NB-WM	—	—	C-20NB-RM 
C-20W Medium White Patina	—	C-20W-WM	—	—	C-20W-RM 
VFB-05 Medium Green Patina	—	VFB-05-WM	—	—	VFB-05-RM 
C-21C Large Copper Plated	—	—	C-21C-WM	—	—
C-21NB Large Blue Patina	—	—	C-21NB-WM	—	—
C-21W Large White Patina	—	—	C-21W-WM	—	—
VFB-06 Large Green Patina	—	—	VFB-06-WM	—	—



**Clamp-On Brackets** Sold in Pairs  
2½"W maximum clamp opening  
**Black, Stainless Steel**

**SFB-01C** 6½"D at base: 7"H

**SFB-02C** 8½"D at base: 7½"H

**SFB-03C** 10¼"D at base: 8¾"H



C08W-RM



SFR-04C

## Clamp-On Rings

Hold votives or flowerpots with rims **Black**

### SFR-04C 4" Ring

6½" L x 7¼" H  
4" dia. Ring  
2½" W clamp opening

### SFR-06C 6" Ring

8¾" L x 5½" H  
6" dia. Ring  
2½" W clamp opening

### SFR-08C 8" Ring

11" L x 8½" H  
8" dia. Ring  
2½" W clamp opening



SFR-06C



SFR-04

## Wall Mount Rings

For clay or other flowerpots with rims  
Stainless steelscrews provided  
**Black**

### SFR-04 4" Ring


6¾" L x 6" H  
4¼" dia. Ring

### SFR-06 6" Ring

8¾" L x 6" H  
6¼" dia. Ring

### SFR-08 8" Ring

10½" L x 6" H  
8" dia. Ring



## B-50 Argyle Window Box

30"W x 12½"D x 8"H  
Fits one 12" dia. and two 8" dia. pots  
**Black**



This jug is a modern replica of a traditional haystack pitcher used to measure ale and spirits in the early 19<sup>th</sup> century. Made with dove-tailed seams.



WC-16C

**Watering Jug** Holds 4 liters  
9" bottom dia.; 11¼"L x 9"W x 11½"H  
Copper plated Galvanized steel **Antique finish**



WC-01

**Brass Watering Can**  
14"L x 5¼"W x 8½"H  
Holds 1 liter, solid brass  
**Antique finish**



WC-17

**Deco Watering Can**  
5½" dia. x 10½"L x 8¼"H  
Holds 1 quart, solid spun copper  
**Polished finish**



WC-06

**Dainty Copper Watering Can**  
6¼" dia. x 12"L x 7¼"H; Holds 3 pints  
Solid hammered copper **Antique finish**





**Trestle Plant Stands**  
Trays: **Galvanized steel**;  
Wrought Iron bases: **Black**

**WT-03 22" Stand**  
28"L x 10½"W x 21¼"H

**WT-04 27" Stand**  
32"L x 10½"W x 27¼"H



**Plant Trays**  
**Galvanized Steel**




**TRY-08 Large Tray**  
28¼"L x 10¼"W x 3"D



**C-90 20" Tray**  
19¾"L x 9½"W x 3"D at rim

**C-91 24" Tray**  
24"L x 11"W x 3"D at rim



**GT-01**



**GT-03**



**GT-02**

**GT-01 20" Tray**  
20½"L x 17"W x 2"D

**GT-02 28" Tray**  
28"L x 17"W x 2"D

**GT-03 17" Tray**  
17"L x 12"W x 2"D

**GT-04 17"sq. Tray**  
17"L x 17"W x 2"D





TRY-H9

### Copper Plated Trays Stainless Steel

**TRY-H9 Hexagonal**  
9"L x 8"W x 1"D ea.  
Set of three



**TRY-R8 8" Round**  
8½"dia. x 1"D ea.  
8"dia. at bottom Set of two



**TRY-S10 10" Square**  
10½"sq. x 1"D  
10"sq. at bottom  
**Copper Plated,  
Stainless Steel**



TRY-S10

**NEW** **TRY-S15 15" Square**  
15"sq. x 1¼"D  
13½"sq. at bottom



**TRY-R12 12" Round**  
12½"dia. x 1"D  
12"dia. at bottom



### Long Copper Plated Trays Stainless steel

**TRY-C20 20"L x 5"W x 1¼"D**  
**TRY-C29 29"L x 5"W x 1¼"D**



TRY-C29



BJT-04

BJT-05

**Ideally suited for tabletop gardens,** specimen plants or treasured collectibles, our glass terrariums come with glass domes and rimmed clear glass trays.

The Retro Terrariums are inspired by shapes from traditional apothecary and lab ware. Removable metal finials allow for ventilation when needed.

## Retro Terrariums

### BJT-04 Sophie

Tray: 8¾" dia.

Terrarium:

7¼" dia. x 17¼" H

### BJT-05 Lucie

Tray: 10½" dia.

Terrarium:

8¾" dia. x 14¾" H



TRY-01



TRY-02

## Clear Glass Trays

**TRY-01 9" dia. Tray**  
9" dia. x 1¼" D

**TRY-02 10" dia. Tray**  
10½" dia. x 1½" D



**FLAQ-01 Flower Aquarium**  
6¼" dia. x 7¼" H



Our glass aquarium magnifies blossoms so you can view every detail, and it keeps flowers fresh longer than ordinary vases. Fill the globe with water, arrange your flowers in the built-in frog, and seal it shut with a snap.



TRY-01



**Rooting Vases** Interior is etched to make vases translucent, thus protecting roots from excessive sunlight

**Teardrop** 4¼" dia. x 7"H; Crackle Glass

SV-01T

Teal

SV-01BLL

Blue Lapis

SV-01Y

Yellow

SV-01FG

Fern Green



SV-01FG



SV-03Y

**Goblet** 5" dia. x 5½"H; Crackle Glass

SV-03BLL

Blue Lapis

SV-03Y

Yellow

SV-03FG

Fern Green



**TRY-07 Scalloped Rim  
Recycled Glass Tray**

5¾" dia. x ¾"D

Fits in FC-05

Plant Stand, pg. 40

**CS-03 Compost Sifter**

20"W at handles

4"D, ⅜" x ⅜" mesh

Top rim: 15¼" dia.;

Bottom rim: 13¾" dia.

**Galvanized steel**




**Every gardener** struggles to keep garden dirt out of a clean house. Scrape muddy boots clean with our Boot Scraper, remove them with the Boot Jack Cricket, and store on one of our Rubber Boot Trays available in three size options to fit any hall or mudroom.




**X302870 Boot Jack Cricket**  
10¼"L x 3½"W x 2"H  
Cast Iron **Black**



**BS-03 Boot Scraper**  
11"W x 17"H **Black**



HG-01



**Hose Guards/Guides**  
14"H **Graphite**

HG-01 Ball HG-02 Leaf



HG-02





BTS-01

**Gardener's Boot Shelf**

36½"W x 16"D x 36½"H **Black**

Shelves: Bottom - 3"H Middle - 20½"H Top - 30½"H

Sturdy metal mesh shelves



BT-01S



BT-01L

The handy Gardener's Boot Shelf attractively organizes gardening items in the hall or entryway. Use our rubber BT-01 Boot Tray on the lower shelf. Use the two upper shelves for pots, tools and plants.



BT-01

**Boot Trays 14¼"W Black Natural Rubber**

**BT-01S Small**  
24"L x 1½"D

**BT-01 Medium**  
34"L x 2"D

**BT-01L Large**  
46"L x 1½"D



BT-01L Large Boot Tray

We offer a full line of birdbaths in a variety of materials, sizes and styles for every garden. We have new styles designed just for pollinator gardens, colorful glass bowls, classic copper, for staking into garden beds or clamp-on brackets for balcony birding.

Our system of threaded bowls with corresponding stakes, wall, pole and deckrail mounting brackets as well as hanging rings, offers the consumer many mix and match options.



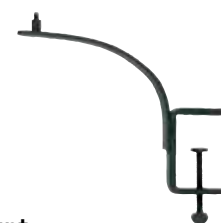
## *DSP-BBA P.O.P Display*

- ✓ Freestanding unit conveniently displays 8 staked birdbaths and 3 hanging bowls
- ✓ Additional kits may be displayed alongside, boxed with full color labels for easy access
- ✓ Display unit is FREE with purchase of 20 complete birdbath kits, any assortment




BIRDBATH	BGK-05 BRACKET	BGK-06 BRACKET	BGK-07 BRACKET	BBS-08 STAND	GBS-22 & GBS-25 STANDS	BB-14 STAKE
BB-04	BB-04-RM	BB-04-WM	BB-04-OR	BB-04-TR	—	BB-04-S
BB-05	BB-05-RM	BB-05-WM	BB-05-OR	BB-05-TR	—	BB-05-S
BB-07	BB-07-RM	BB-07-WM	BB-07-OR	BB-07-TR	—	BB-07-S
BB-08	BB-08-RM	BB-08-WM	BB-08-OR	BB-08-TR	—	BB-08-S
BB-09	BB-09-RM	—	BB-09-OR	BB-09-TR	—	BB-09-S
BB-09R	BB-09R-RM	—	BB-09R-OR	BB-09R-TR	—	BB-09R-S
BB-10	BB-10-RM	BB-10-WM	BB-10-OR	BB-10-TR	—	BB-10-S
BB-11	BB-11-RM	BB-11-WM	BB-11-OR	BB-11-TR	—	BB-11-S
BB-02AB	BB-02AB-RM	BB-02AB-WM	BB-02AB-OR	—	—	BB-02AB-S
BBHC-01	—	—	—	—	BBHC-01-S1	—
BBHC-01T	BBHC-01T-RM	BBHC-01T-WM	BBHC-01T-OR	BBHC-01T-TR	—	BBHC-01T-S
BBHC-02T	BBHC-02T-RM	BBHC-02T-WM	BBHC-02T-OR	BBHC-02T-TR	—	BBHC-02T-S
BBHC-03	—	—	—	—	BBHC-03-S2	—
BBHC-03T	BBHC-03T-RM	BBHC-03T-WM	BBHC-03T-OR	BBHC-03T-TR	—	BBHC-03T-S
BBM-01	BBM-01-RM	BBM-01-WM	BBM-01-OR	BBM-01-TR	—	BBM-01-S
BCB-01	BCB-01-RM	BCB-01-WM	BCB-01-OR	BCB-01-TR	—	BCB-01-S
CGB-01CB	CGB-01CB-RM	CGB-01CB-WM	CGB-01CB-OR	CGB-01CB-TR	CGB-01CB-S1	GBB-01
CGB-05FG	CGB-05FG-RM	CGB-05FG-WM	CGB-05FG-OR	CGB-05FG-TR	CGB-05FG-S1	GBB-05
CGB-06M	CGB-06M-RM	CGB-06M-WM	CGB-06M-OR	CGB-06M-TR	CGB-06M-S1	GBB-06
CGB-07T	CGB-07T-RM	CGB-07T-WM	CGB-07T-OR	CGB-07T-TR	CGB-07T-S1	GBB-07
CGB-09R	CGB-09R-RM	CGB-09R-WM	CGB-09R-OR	CGB-09R-TR	CGB-09R-S1	GBB-09
CGB-14CB	CGB-14CB-RM	—	CGB-14CB-OR	—	CGB-14CB-S2	CGB-S-14CB
CGB-14FG	CGB-14FG-RM	—	CGB-14FG-OR	—	CGB-14FG-S2	CGB-S-14FG
CGB-14M	CGB-14M-RM	—	CGB-14M-OR	—	CGB-14M-S2	CGB-S-14M
CGB-14T	CGB-14T-RM	—	CGB-14T-OR	—	CGB-14T-S2	CGB-S-14T
CGB-14R	CGB-14R-RM	—	CGB-14R-OR	—	CGB-14R-S2	CGB-S-14R
HBB-01	HBB-01-RM	HBB-01-WM	HBB-01-OR	HBB-01-TR	—	HBB-01-S
HBBB-01	HBBB-01-RM	HBBB-01-WM	HBBB-01-OR	HBBB-01-TR	—	HBBB-01-S
PCB-01	PCB-01-RM	PCB-01-WM	PCB-01-OR	PCB-01-TR	—	PCB-01-S

NEW  
NEW



**BGK-05**  
**Rail Mount**  
13¾"L x 1"W x 12¼"H  
**Black**



**BGK-06**  
**Wall Mount**  
9"L x 1"W x 9"H  
**Black**



**BBS-08**  
**Small Tripod Stand**  
7"W x 5"H **Black**



**BGK-07**  
**Over Railing Mount**  
5½"W x 6¾"H **Black**



**BB-14**  
**Birdbath Stake**  
36"H  
**Roman Bronze**



**GBS-25 Short Stand II**  
14¾"W x 14¾"D x 6"H  
Ring: 13¾"dia. **Black**



**GBS-22 Short Stand**  
10"W x 10"D x 5¼"H  
Ring: 9½"dia. **Black**

## A Birdbath for Every Garden!

Now offering our full line of metal and glass birdbaths in kits. Choose from wall and railing brackets, stakes, or small stands.



**Bee Fountain & Birdbath** 11½"L x 10¾"W x 4"D  
Copper plated stainless steel **Polished finish**

BB-07-S birdbath

BB-07 bowl only

BB-07-WM  
bowl & wall bracket

BB-07-RM  
bowl & rail bracket

BB-07-TR  
bowl & tripod stand

BB-07-OR  
bowl & over railing bracket



BB-07-RM



### Scallop Shell

11"L x 11"W x 4"H  
Bowl: 1¾"D  
Brass with **Verdi finish**

BBM-01-S birdbath


BBM-01 bowl only

BBM-01-WM  
bowl & wall bracket

BBM-01-RM  
bowl & rail bracket

BBM-01-TR  
bowl & tripod stand

BBM-01-OR  
bowl & over railing bracket



BBM-01-RM



### Dogwood

12"dia. x 2"D  
Copper plated stainless steel with **Patina accent**

BB-08-S birdbath

BB-08 bowl only

BB-08-WM  
bowl & wall bracket

BB-08-RM  
bowl & rail bracket

BB-08-TR  
bowl & tripod stand

BB-08-OR  
bowl & over railing bracket



BB-08-WM





**Heart Shaped** 11"L x 9½"W x 4¾"H Bowl: 2¾"D  
Copper plated stainless steel with **Antique finish**

HBB-01-S birdbath

HBB-01 bowl only

HBB-01-WM  
bowl & wall bracket

HBB-01-RM  
bowl & rail bracket

HBB-01-TR  
bowl & tripod stand

HBB-01-OR  
bowl & over railing bracket



HBB-01-TR



**Hummingbird** 13¼" dia. x 7¾"H Bowl: 2¾"D  
Copper plated brass with a beautifully detailed brass casting of a hummingbird that is balanced in the center of the blossom **Polished finish**

HBBB-01-S birdbath

HBBB-01-WM  
bowl & wall bracket

HBBB-01-RM  
bowl & rail bracket

HBBB-01 bowl only

HBBB-01-TR  
bowl & tripod stand

HBBB-01-OR  
bowl & over railing bracket



BB-09R-TR

**African Daisy**  
16" dia. x 3¼"D Solid brass

BB-09-S birdbath

BB-09 bowl only

B-09-RM  
bowl & rail bracket

BB-09-TR  
bowl & tripod stand

BB-09-OR  
bowl & over railing bracket

BB-09R-S birdbath

BB-09R bowl only

BB-09R-RM  
bowl & rail bracket

BB-09R-TR  
bowl & tripod stand

BB-09R-OR  
bowl & over railing bracket

**Antique finish**

**Antique Red finish**



BB-09-S



BB-09R-RM



BB-09-OR





**Copper** 14" dia. x 2½"D Hammered stainless steel  
Copper plated **Polished finish**

- |                                  |  |
|----------------------------------|--|
| PCB-01-S Polished birdbath       | PCB-01 bowl only                         |
| PCB-01-WM<br>bowl & wall bracket | PCB-01-TR<br>bowl & tripod stand         |
| PCB-01-RM<br>bowl & rail bracket | PCB-01-OR bowl &<br>over railing bracket |



**Burnt Copper** 14" dia. x 2½"D  
Hammered stainless steel  
Copper plated **Antique finish**

- |                                  |  |
|----------------------------------|--|
| BCB-01-S Burnt birdbath          | BCB-01 bowl only                         |
| BCB-01-WM<br>bowl & wall bracket | BCB-01-TR<br>bowl & tripod stand         |
| BCB-01-RM<br>bowl & rail bracket | BCB-01-OR bowl &<br>over railing bracket |



**Aspen Leaf** 12½"L x 8"W x 1¾"D  
Brass with **Antique and Verdi finish**

- BB-04-S birdbath
- BB-04 bowl only
- BB-04-WM  
bowl & wall bracket
- BB-04-RM  
bowl & rail bracket
- BB-04-TR  
bowl & tripod stand
- BB-04-OR bowl &  
over railing bracket



BB-04-RM



**Classic-II** 12¾" dia. x 2¾"D Copper plated brass with  
**Antique finish** See [pg. 65](#) for 24" dia. version

- BB-05-S birdbath
- BB-05 bowl only
- BB-05-WM  
bowl & wall bracket
- BB-05-RM  
bowl & rail bracket
- BB-05-TR  
bowl & tripod stand
- BB-05-OR bowl &  
over railing bracket



BB-05-OR





**Dara Knot** 10½"L x 10½"W x 2½"D  
Copper plated brass **Antique finish**

BB-11-S birdbath

BB-11-WM  
bowl & wall bracket

BB-11-RM  
bowl & rail bracket

BB-11 bowl only

BB-11-TR  
bowl & tripod stand

BB-11-OR bowl &  
over railing bracket



**Lily Pad** 12½"L x 11"W x 5¼"D Bowl: 2¾"D  
Copper plated brass **Antique and Patina finish**

BB-10-S birdbath

BB-10 bowl only

BB-10-WM  
bowl & wall bracket

BB-10-RM  
bowl & rail bracket

BB-10-TR  
bowl & tripod stand

BB-10-OR bowl &  
over railing bracket



Detail of lily blossom



**Antique with Birds** 13"dia. x 6"H Bowl: 2¾"D  
Hand-wrought botanical shape; brass with **Antique finish**

BB-02AB-S birdbath

BB-02AB bowl only

BB-02AB-WM  
bowl & wall bracket

BB-02AB-RM  
bowl & rail bracket

BB-02AB-OR  
bowl & over the  
railing bracket



**Hammered Copper** 13"dia. x 2¾"D  
Copper plated brass with **Polished finish**

BBHC-01T-S birdbath

BBHC-01  
non-threaded bowl only

BBH-02CP non-threaded  
bowl & hanging ring kit

BBHC-01T-WM  
bowl & wall bracket

BBHC-01T bowl only

BBHC-01T-RM  
bowl & rail bracket

BBHC-01T-TR  
bowl & tripod stand

BBHC-01T-OR bowl &  
over railing bracket

BBHC-01-S1 non-threaded  
bowl & short stand



BBHC-01-S1





**Hammered Solid Copper** 12¼" dia. x 2¾"D  
Solid Copper with *Satin finish*

BBHC-02T-S birdbath

BBHC-02T-WM  
bowl & wall bracket

BBHC-02T-RM  
bowl & rail bracket

BBHC-02T bowl only

BBHC-02T-TR  
bowl & tripod stand

BBHC-02T-OR bowl &  
over railing bracket



**NEW** 14" Hammered Solid Copper 14" dia. x 3"D  
Solid Copper with *Satin finish*

BBHC-03T-S birdbath

BBHC-03  
non-threaded bowl only

BBH-03CP  
bowl & hanging ring kit

BBHC-03T-WM  
bowl & wall bracket

BBHC-03T bowl only

BBHC-03T-RM  
bowl & rail bracket

BBHC-03T-TR  
bowl & tripod stand

BBHC-03T-OR bowl &  
over railing bracket

BBHC-03-S2 non-threaded  
bowl & short stand



BBHC-03-S2



**Cattail Birdbaths** *Polished* Solid Copper Bowls with  
*Black* Wrought Iron Stands

CTBB-01 **Double** Two 12¼" dia. bowls; 50"H  
Ground spikes: 12" apart, 5"H

CTBB-02 **Single** One 12¼" dia. bowl; 50"H  
Ground spikes: 6" from stem, 8"H





### Hanging Rings

**BBH-01** for 12" bowls  
11" dia. ring: 16½"H  
**Black**

**BBH-14Z** for 14" bowls  
13" dia. ring: 17"H  
**Roman Bronze**

BBH-14Z



**BBS-14 Tripod Ring Stand**  
23" dia. top: 29"H  
Ring is removable; legs fold for storage **Graphite**



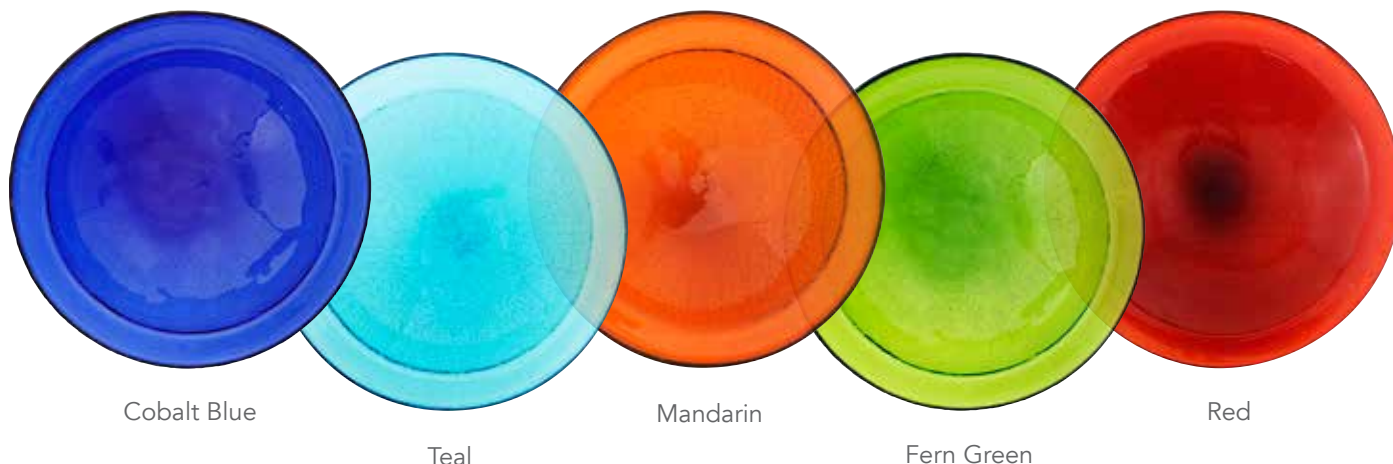
**CBB-02 Classic II Hammered Birdbath**  
Copper plated brass with **Polished finish**  
Flat bottom  
24" dia x 2"D



**CBB-01 Classic Birdbath** 24" dia. x 3"D  
Non-threaded bottom  
Copper plated brass with **Antique finish**



BBS-14 Stand with CBB-01 Bowl



Find descriptions of matching stands, stakes and other accessories on [pgs. 59-67](#).

## 12" Bowls

12½" dia. x 2½" D

### Bowl only

CGB-01CB Cobalt Blue  
CGB-05FG Fern Green  
CGB-06M Mandarin  
CGB-07T Teal  
CGB-09R Red

## 14" Bowls

14" dia. x 2½" D; flat bottom

CGB-14CB Cobalt Blue  
CGB-14FG Fern Green  
CGB-14M Mandarin  
CGB-14T Teal  
CGB-14R Red

### Bowl, Cradle and Stake (BB-14)

with BBC-01Z Cradle  
GBB-01 Cobalt Blue  
GBB-05 Fern Green  
GBB-06 Mandarin  
GBB-07 Teal  
GBB-09 Red

with BBC-02Z Cradle  
CGB-S-14CB Cobalt Blue  
CGB-S-14FG Fern Green  
CGB-S-14M Mandarin  
CGB-S-14T Teal  
CGB-S-14R Red

### Bowl and Hanging Ring

with BBH-01 Ring  
BBH-02CB Cobalt Blue  
BBH-02FG Fern Green  
BBH-02M Mandarin  
BBH-02T Teal  
BBH-02R Red

with BBH-14Z Ring  
CGB-H-14CB Cobalt Blue  
CGB-H-14FG Fern Green  
CGB-H-14M Mandarin  
CGB-H-14T Teal  
CGB-H-14R Red



### Threaded Cradles

For use with threaded stakes

#### for 12" bowls

BBC-01 11" dia.  
**Black**  
BBC-01Z 11" dia.  
**Roman Bronze**

#### For 14" bowls

BBC-02 13" dia.  
**Black**  
BBC-02Z 13" dia.  
**Roman Bronze**



### Hanging Rings

BBH-01 for 12" bowls  
11" dia. ring: 16½" H  
**Black**

BBH-14Z for 14" bowls  
13" dia. ring: 17" H  
**Roman Bronze**





**GBS-25 Short Stand II**  
14¾"W x 14¾"D x 6"H  
Ring: 13¾" **Black**  
Shown with 14 inch Crackle  
Glass Birdbath CGB-14FG



**GBS-22 Short Stand**  
10"W x 10"D x 5¼"H  
Ring: 9½" dia. **Black**  
Shown with 12 inch Crackle Glass  
Birdbath CGB-01CB



**FB-19 Tulip Stand**  
15" dia. top: 28½"H  
**Roman Bronze**



**BB-14 Stake** 36"H  
**Roman Bronze**

**BBS-02 Twist Stake**  
36"H **Roman Bronze**



**FB-14 Ring Stand** 11" dia x 14"H  
Holds 12 inch Crackle Glass  
Birdbath bowls **Black**



BGP-09S with BBH-02R

**NEW** **BGP-09S 45 Angled Wall Mount Bracket**  
13"L x 15½"H **Black**



FB-14 with CGB-06M



BF-03FB with TSW-11



**BF-03FB**  
**Trulli Birdfeeder**  
14½" dia. x 15"H  
Holds 5-7 cups of seed  
Steel **French Blue**




**VBF-01**  
**Pineapple Feeder**  
8" dia. x 18"H  
Steel **Black**



**BH-20 Bastion Birdhouse**  
8" dia. x 12"H  
**Hand-Painted** iron and wood  
Bastion Birdhouse has a back door for cleaning/viewing



**BF-20 Victorian Feeder**  
10½"W x 12"D x 18"H  
**Hand-Painted** wood





## Accessories for Poles

### BGK-04 Birdbath Bracket for Pole

11"L x 3¼"H Male thread on end of bracket will accept all our pre-threaded birdbaths  
Fits 1"dia. poles **Black**



### BGD-01 Squirrel Deflector

Includes clamp 18"dia. x 7"H  
Recommended baffle height is 4 feet above ground  
**Galvanized steel**



### BGC-01 Pole Clamp

3¼"W x 1¼"D Separate clamp helps adjust the distance of baffle from ground  
**Black**



BGC-01

BGP-10



### BGP-10

#### Corkscrew In-Ground Pole Base

1"dia. x 22"H  
Hole at top acts as a turning lever when a screwdriver is passed through crosswise **Black**



### BGB-01

#### Pole Base for Patio & Deck

24" dia.; Stands 1" off ground  
Fits 1"dia. poles **Black**

## Accessories for 4 x 4 Wood Posts

### BGP-20

#### Corkscrew In-Ground Post Base

4"W x 4"D x 24" H **Black**



BGP-20



### BGD-04 Squirrel Deflector for 4x4 Post **Black**

18"dia. x 5¾"H

Deflector can be opened and snapped in place around post. Recommended baffle height is 4 feet above ground and includes an adjustable BGC-04 Post Clamp (7½"L)



### BGD-03 Hanging Squirrel Deflector

18"dia. x 10"D Recommended baffle height is 4 feet above ground  
Steel **Black**



BGD-03 with VBF-01



WIB-03

## Knocker Bells

Hand forged wrought iron  
**Graphite**

**WIB-01 Small**  
4" dia. x 6"H

**WIB-02 Medium**  
6" dia. x 8½"H

**WIB-03 Large**  
8" dia. x 11"H



**B-29L O-Hook**  
6"L x 3¾"H  
For use with bells,  
windchimes, etc.  
**Graphite**



**SS-01 Mini S-Hook**  
3½"L Link together  
**Black**



**WIB-04 Contemporary  
Hanging Bell Cluster**  
8"W x 17"H Cast solid  
brass with **Antique finish**

**EM-02 Maple  
Leaf Extender**  
**Black** 18"L



**S-Hangers**  
**Black**

**TSW-11** 12"H

**TSW-10** 30"H



**Extenders  
w/ Twist**  
**Black**  
¼" round stock

**BGE-18** 18"L

**BGE-24** 24"L

**BGE-30** 30"L

**BGE-48** 46"L





Sold in pairs, except where noted

### Ginkgo Hooks *Antique Gray*

**SSH-20 Single**  
Sold in pairs  
4½" L x 4¼" W x 2" D

**SSH-21 Double**  
6½" L x 4¼" W  
max depth, 2¼" D  
Sold individually

### Hammered Strap Hooks *Antique Gray*

**SSH-10 J Hook**  
Sold in pairs  
6½" L x 1½" W x 2" D

**SSH-11 S Hook**  
Sold in pairs  
4½" L x 1½" W x 3¾" D

Our Ginkgo and Hammered Strap Hooks are zinc-plated and blackened for a natural Antique Iron finish.



**B-35 Lantern Bracket**  
10" L x 7" H  
*Black*

### Leaf Brackets *Black*

**B-101 Squiggle Leaf**  
15½" L x 3" W x 4¾" H

**B-102 Straight Leaf**  
15½" L x 2¾" W x 5" H



**SBM-03 Maple Leaf Swivel Bracket** *Black*  
13½" L x 3½" W x 8" H

Our Lodge brackets have biscuit-edge mounting plates and the bold hefty solidity of the Craftsman style. The square-stock flares into the generous curving hooks, with a variety of styles to outfit hall or hearth, tack room or mudroom.

### Lodge Brackets *Black*

**B-103 Double** 9½" L (5¾" L at short hook)  
2½" sq. mounting plate

**B-104 Upcurled**  
7¾" L; 2" W x 3½" H mounting plate

**B-105 Y Bracket**  
11¾" W x 6" L  
2½" W x 3" H mounting plate

**B-106 Straight**  
14" L; 2" W x 3" H mounting plate

**B-107 Triple Hook**  
4¼" L; 12¼" W x 3" H mounting plate





**Corona Brackets** 1"W section  
**Black**

**B-45 24" Bracket**  
23½"L x 2"W x 19"H


**B-44 18" Bracket**  
17½"L x 2"W x 17"H



**Fleur-de-Lis Brackets** 1"W section  
**Black**

**B-41 18" Bracket**  
17½"L x 3"W x 9¾"H

**B-40 12" Bracket**  
11¾"L x 3"W x 7¾"H



**Jumbo Brackets**  
**Black**

**B-25** 14"L x 8"H

**B-26** 18"L x 10"H

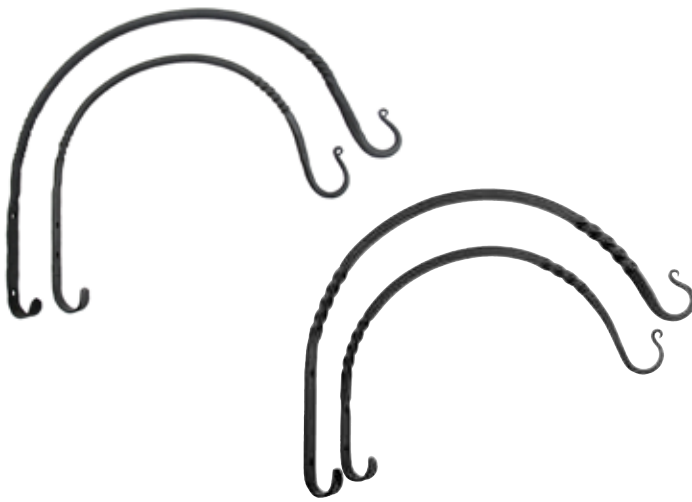


**All-purpose Brackets** **Black**

**B-28** 18"L x 16½"H

**B-27** 12"L x 12"H





**Arc Brackets Black**

Standard	Heavy Duty Square stock
WB-03 12"L x 11"H	WB-03HD 14½"L x 10¼"H
WB-04 18"L x 12½"H	WB-04HD 17¼"L x 13¾"H




**Wall Brackets Black**

**WH-03 3 Hook**  
14"W x 3½"H;  
2¼"D from wall

**WH-04 4 Hook**  
18½"W x 3½"H;  
2¼"D from wall



**B-36 Scroll Bracket Black**  
23"L x 10¾"H  
Designed for hanging  
baskets 24" diameter or larger



**B-10 Leafy Leaf Mailbox Bracket Black**  
21"L x 1¾"W x 18"H Fits any U.S.  
Postal Service approved, medium or  
large mailbox; a pair can support a  
heavy shelf or flower box




**B-14 All Cees Mantel Bracket Black**  
12"L x 3"W x 11"H  
Sold in pairs



**B-21 Scroll Shelf Bracket Black**  
10"L x 1"W x 10"H  
Sold in pairs



**B-20 Ionic Shelf Bracket Black**  
9½"L x 1"W x 9¼"H  
Sold in pairs



## Plate Wall Hangers *Roman Bronze*

**B-37**  
**Large**  
8"W x 4"D  
x 5½"H

**B-37M**  
**Medium**  
6¼"W x 2½"D  
x 4½"H

**B-37S**  
**Small**  
4½"W x 2"D  
x 3½"H



B-37M



WS-03Z

## **NEW** Vita Wall Shelves

**WS-01Z** 18"L x 8"W x 8¾"H  
**Half-Round** shelf bracket  
*Roman Bronze*

**WS-02Z** 8¼"L x 8¼"W x 3¼"H  
**Corner** shelf bracket  
*Roman Bronze*

**WS-03Z-36** 36"L x 6¼"W x 6¾"H  
**Windowsill** shelf bracket  
*Roman Bronze, Mango Wood*



WS-02Z



WS-01Z

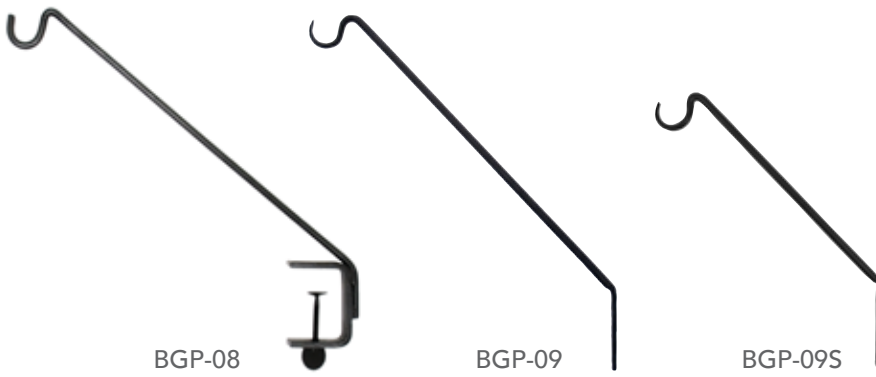


WS-03Z



WS-01Z





BGP-08

BGP-09

BGP-09S

### Fixed Height Poles

Screw-on clamps fit railings up to 2¾" thick **Black**

**BGP-08** 45° Angle  
19½" L x 24" H

**BGP-09** 45° Angle  
18½" L x 21" H

**NEW** **BGP-09S** 45° Angle  
13" L x 15½" H



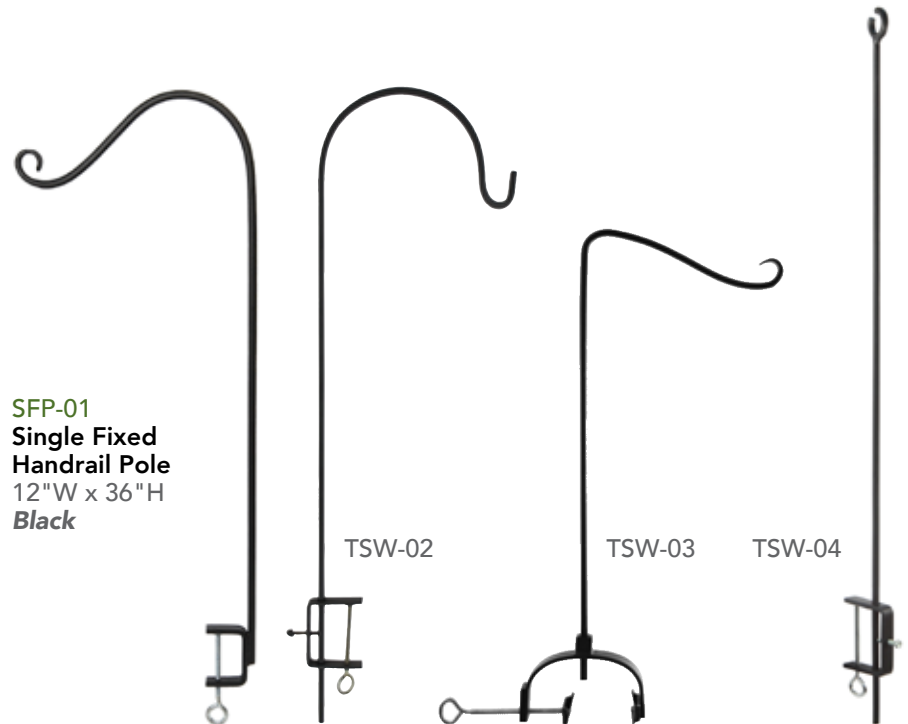
TSW-04

Over Railing String Light Pole

**NEW**



BGP-07



**SFP-01**  
**Single Fixed**  
**Handrail Pole**  
12"W x 36"H  
**Black**

TSW-02

TSW-03

TSW-04

### Adjustable Height Handrail Poles

Screw-on clamps fit railings up to 2¾" thick **Black**

**BGP-07** 12¼"W x 40"H

**TSW-02** 11½"W x 40½"H

**NEW** **TSW-03** 15"W x 28¼"H

**NEW** **TSW-04** 46"H  
Sold in Pairs  
For string lights



SSE-01



**Extender Hooks Black**

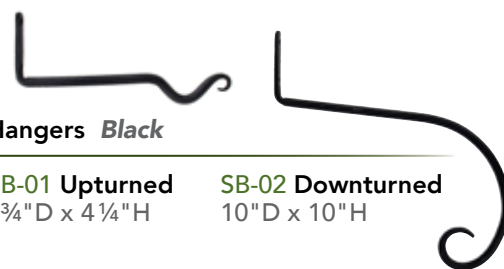
<b>SSE-01</b> 1¾" hook x 11½" H	<b>SSE-02</b> 2¼" hook x 15¾" H	<b>SEL-03</b> 5½" hook x 12¼" H
---------------------------------------	---------------------------------------	---------------------------------------



**Standard Arc Brackets Black**  
Beautifully detailed with two sets of twists and a curled up hook end

**WB-04** 18" L x 12¾" H

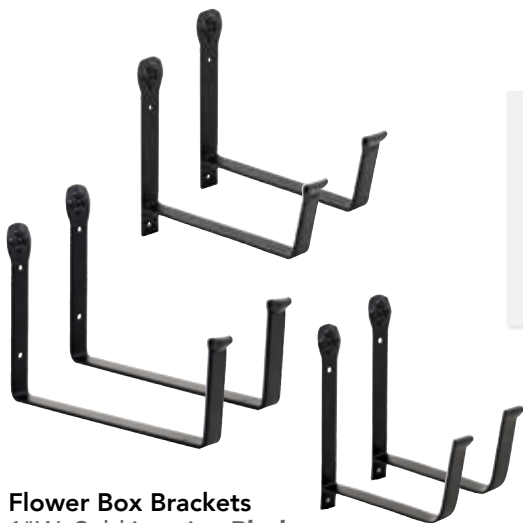
**WB-03** 13¼" L x 11½" H



**Hangers Black**

**SB-01 Upturned**  
7¾" D x 4¼" H

**SB-02 Downturned**  
10" D x 10" H



**Flower Box Brackets**  
1" W Sold in pairs **Black**

<b>SFB-03</b> 10" D at base: 8" H	<b>SFB-02</b> 8" D at base: 8" H	<b>SFB-01</b> 6" D at base: 8" H
---	--	--

## "S" Series Hardware

Utilitarian and beautiful, the "S" Series optimizes the use of blacksmithy in key areas, making it price competitive. All items are finished in a Black Powdercoat. These items can be ordered with or without the display stand.

**Arc Brackets Black**

**SCH-02**  
16" L x 11¾" H

**SCH-01**  
10" L x 10½" H



**J-Hook Wall Brackets**  
**Black**

<b>SSH-02</b> 2½" D x 6¼" H	<b>SSH-01</b> 2" D x 4" H
-----------------------------------	---------------------------------




**B-29L O-Hook Black**  
6" L x 3¾" H For use with bells, windchimes, etc.



**Garden Tool Brackets Black**

**SWB-02 Five hooks**  
Extends 4" from wall; 20" W  
Mounting holes: 16" apart

**SWB-01 Four hooks**  
Extends 4" from wall; 9¼" W x  
6¼" H Center mounting







**DSP-05 POP Display Stand**  
 24½" W x 18¼" D x 73½" H  
 Contents listed here, photos opposite  
 For information on exact quantities,  
 see price list; All items are **Black**

Additional brackets for larger flower boxes, hanging baskets, bells and shelves, shown on [pgs. 70-74](#)

### *Point of Purchase Display*

- ✓ Freestanding and compact; needs very little floor space
- ✓ Conveniently displays an assortment of our popular hooks and brackets
- ✓ Shipped already assembled, labeled, ready for display
- ✓ Provides easy customer access
- ✓ Each component has its pre-marked, appropriately fitted cubby space
- ✓ Allows for quick and easy inventory check
- ✓ Items are tagged with mounting hardware and UPC-coded labels

Item	Description	
Arc Brackets		
SCH-01	10" Arc	10½"L x 11½"H
SCH-02	16" Arc	14¾"L x 11¾"H
WB-03	12" Arc	12¾"L x 11½"H
WB-04	18" Arc	18"L x 12¾"H
Extenders		
SSE-01	12"	1¾"D x 11½"H
SSE-02	15"	2¼"D x 15¾"H
SEL-03	5¾"	5½"D x 12¼"H
Flower Box Brackets (pair)		
SFB-01	6"	6"D x 8"H
SFB-02	8"	8"D x 8"H
SFB-03	10"	10"D x 8"H
Garden Tool Brackets		
SWB-01	4-Hook	9¼"W x 4"D x 6¼"H
SWB-02	5-Hook	20"W x 4"D x 2½"H
Wall Hangers/Brackets		
B-29L	O-Hook, 6"	6"L x 3¾"H
SSH-01	J-Hook, 4"	2"L x 4"H
SSH-02	J-Hook, 6"	2½"L x 6¼"H
SB-01	Upturned, 7¾"	7¾" dia. x 4¼"H
SB-02	Downturned, 10"	10" dia. x 10"H

Free Display Stand with purchase of this complete package. It includes all items as listed above, plus an extra set of each item premounted and labeled on the display.

## Point of Purchase Display


- ✓ Freestanding and compact; needs very little floor space
- ✓ Conveniently displays an assortment of our popular hooks and brackets
- ✓ Shipped already assembled, labeled, ready for display
- ✓ Provides easy customer access
- ✓ Each component has its pre-marked, appropriately fitted cubby space
- ✓ Allows for quick and easy inventory check
- ✓ Items are tagged with mounting hardware and UPC-coded labels



**DSP-03 POP Display Stand**  
25"W x 18"D x 69"H  
Contents are listed and shown on this page.  
For information on exact quantities, see price list;  
All items are **Black**

Item	Description	Dimension
<b>Brackets</b>		
TSH-04	8" upcurled	10"L x 8"H
TSH-05	12" upcurled	11½"L x 10½"H
TSH-06	18" upcurled	14"L x 21"H
TSH-07	6" angled upcurled	6"L x 4"H
TSH-08	12" angled upcurled	12½"L x 6½"H
TSH-09	6" straight upcurled	6"L x 4"H
TSH-10	15" straight upcurled	15"L x 4½"H
TSH-11	9" downcurled	8¼"L x 8¼"H
TSH-12	12" straight downcurled	12¼"L x 4"H
<b>Hooks</b>		
TSH-13	5" Ceiling / Wall Hook	2½"D x 6"H
TSH-15	3" J-Hook	1½"D x 3"H
TSH-16	8" S-Hook	1¾"D x 8"H
<b>Flowerpot Rings</b>		
SFR-04	4" ring	4½"dia. x 6"H
SFR-06	6" ring	6¼"dia. x 6"H
SFR-08	8" ring	8"dia. x 6"H

Free Display Stand with purchase of this complete package. It includes all items as listed above, plus an extra set of each item premounted and labeled on the display.





**Our magical glass globes** create an ethereal aura when lit up in the garden or on the patio, especially on dark, winter nights. An internally placed LED light runs on solar energy collected during the day by the small panel. The gem-like quality of these orbs is unsurpassed in beauty. Sold as a complete 2-part unit:

- ◆ 10" dia. crackle glass globe with an electrified LED bulb fitted inside (5-8 year life)
- ◆ A plug-in solar collector which has a lithium battery, light sensor, on/off switch and plastic stake to face towards maximum sun exposure, which should give the orb 6-8 hours of light per charge. Light sensor automatically turns on the orb once natural light fades.



### Celestial Orbs

10" dia. Crackle Glass Globes

G10-BLL-F  
Blue Lapis

G10-FG-F  
Fern Green

G10-T-F  
Teal

G10-DSP-F

**Long Life Store Display**

Wired for 110 volt outlet  
for 24-hour in-store display

**Black** (GBS-07 Stand is  
included)



Celestial Orbs are made with a traditional hand-blown glass technique. Their elongated necks allow them to rest snugly in any of our Gazing Globe Stands shown on [pg. 80](#)

**Short Stands** for Globes **Black**

**GBS-09 Spider**  
8"W x 10"H

**GBS-10 Helix**  
12" dia. x 11"H

**Trestle Stands** for Globes **Black**

**GBS-07 Trestle I**  
7½" dia. base: 8¼" H

**GBS-14 Trestle II**  
8½" dia. base: 13½" H

**GBS-14S Trestle III**  
6½" dia. base: 13¾" H

**Multi-use Stands** **Black**

**GBS-20** 12"H;  
7½" dia. top ring

**GBS-21** 13½"H;  
10" dia. top ring



**GBS-15 Daffodil Stand**  
for Globes **Black**  
15"W x 21¼"H  
Folds for easy storage and shipping

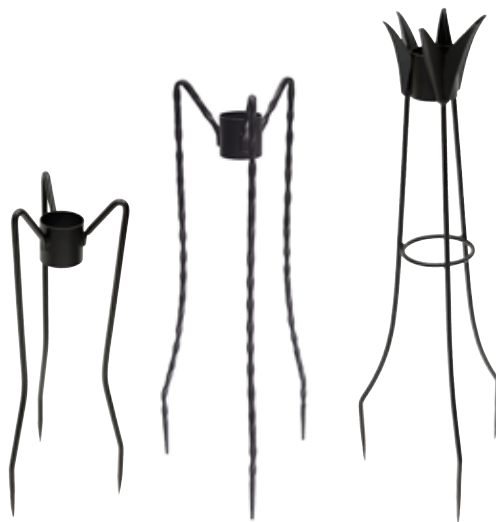
**Toadstool Stands** **Graphite**

**GBS-11 Small**  
7"W x 12½"H

**GBS-12 Large**  
8"W x 21½"H



**GBS-13**  
**Petals Globe Stand**  
**Black**  
8½"W x 32"H For 6"  
and 10" dia. Globes

**Spiked** to install in-ground; for Globes **Black**

**GBS-05**  
25¾"H;  
9¾" dia.  
footprint

**GBS-06**  
32"H;  
8½" dia.  
footprint

**GBS-08**  
33½"H;  
11" dia.  
footprint

**Footed** for hard surfaces; for Globes **Black**

**GBS-02**  
20"H;  
11¼" dia.  
footprint


**GBS-03**  
24"H;  
14" dia.  
footprint

**GBS-04**  
10"sq.; 26¾"H  
removable  
baseplate, hand  
forged leaves



**Crackle Glass Gazing Globes**

11 colors offered in three sizes. Variation of color saturation may occur among sizes

**Crackle Glass Toadstools** 9" dia. x 6"H (including neck) 12 colors offered

COLOR	Toad stool	6" Globe	10" Globe	12" Globe
Black Smoke	TS-BSM-C	—	—	—
Blue	TS-BL-C	G6-BL-C	G10-BL-C	G12-BL-C
Lapis Blue	TS-BLL-C	G6-BLL-C	G10-BLL-C	G12-BLL-C
Light Green	TS-LG-C	G6-LG-C	G10-LG-C	G12-LG-C
Emerald Green	TS-EG-C	G6-EG-C	G10-EG-C	G12-EG-C
Fern Green	TS-FG-C	G6-FG-C	G10-FG-C	G12-FG-C
Mandarin	TS-M-C	G6-M-C	G10-M-C	G12-M-C
Plum	TS-PL-C	G6-PL-C	G10-PL-C	G12-PL-C
Red	TS-R-C	G6-R-C	G10-R-C	G12-R-C
Silver	TS-S-C	G6-S-C	G10-S-C	G12-S-C
Teal	TS-T-C	G6-T-C	G10-T-C	G12-T-C
Lemon Drop	TS-Y-C	G6-Y-C	G10-Y-C	G12-Y-C






**VF-03**  
**Table Top Pineapple Votive**  
8"W x 8"D x 9"H Includes a glass  
votive holder **Graphite**



**VHL-07 Raleigh Tavern Lantern**  
5½"W x 5½"D x 14"H  
Candle Holder: 2" dia.  
Iron and glass with a decorative  
punched roof and a hinged door **Black**



**G-01/02 Clear Glass Votive**  
4¾" dia. x 4"H; Shown with  
SFR-04C Flower Pot Ring,  
details on [pg. 50](#)



SFR-04C with G-01/02



VHL-02 Lantern with  
B-35 Bracket, details on [pg. 71](#)

**VHL-02**  
**Travis House Lantern**  
4½"W x 4½"D x 11½"H  
Candle Holder: 2¾" dia.  
Handcrafted iron with glass sides  
**Black**

**VF-01-S**  
**Pineapple Votive with Stake**  
Votive: 8" dia. x 9½"H  
Stake: 36"H  
**Graphite**





**Votive Sparkle Cones with Spike Bottoms**  
16½" overall height; packs of six in the colors listed below; steel bottoms are **Bronze finish**  
Use with votives or tea lights

SC-02RD Red      SC-02Y Yellow  
SC-02DB Dark Blue      SC-02LB Light Blue  
SC-02DG Dark Green      SC-03 Assorted - one of each  
SC-02LG Light Green



SL-SC01RD-S



SL-SC01DG-S



SL-SC01Y-S



SL-SC01DB-S



**8" Solar Sparkle Cones with 30"H Stake**  
see chart for item numbers

SOLAR SPARKLE CONES include plastic solar cap

COLOR	With 30"H Stake	With Spiked Bottoms, pg. 83
	3/pk	3/pk
Red	SL-SC01RD-S	SL-SC02RD
Yellow	SL-SC01Y-S	SL-SC02Y
Dark Green	SL-SC01DG-S	SL-SC02DG
Light Green	—	SL-SC02LG
Emerald Green	SL-SC01EG-S	—
Dark Blue	SL-SC01DB-S	SL-SC02DB
Light Blue	SL-SC01LB-S	SL-SC02LB

SC-04 One of each color  
6/pk of solar cones with spiked bottoms

**Crackle glass** emits beautiful light. In all our glass items, the color is added in the silica mixture during the melting process and not surface painted.



**Solar Sparkle Cones with Spiked Bottoms** 16½"H  
Steel bottoms in **Bronze finish**  
See chart on **pg. 83** for item numbers



B-38 with SL-SC02LG Cone



**B-38 Sparkle Cone Bracket**  
6" L x 1¾" H; Curved ring: 1¼" inner dia.  
Designed to fit any of our spiked bottom sparkle cones **Black**



**Solar Crackle Vases**  
Colored glass and  
Galvanized wire handles

**Goblet** 5" dia. x 5½" H  
SL-SV03FG Fern Green  
SL-SV03BLL Blue Lapis  
SL-SV03Y Yellow

**Tear** 4¼" dia. x 7" H  
SL-SV01FG Fern Green  
SL-SV01BLL Blue Lapis  
SL-SV01Y Yellow  
SL-SV01T Teal

Solar Caps contain light sensors, long-lasting LED bulbs and nickel-metal hydride batteries which activate at dusk and turn off at dawn.



**Bring glittering sparkles**

anywhere in your garden from dusk to dawn. These two light styles, made of beautiful handblown glass with seed light strings are powered by the integrated solar collectors.

SL-NL01T



SL-NL01BLL



SL-NL01BLL

**Neptune Solar Lanterns**

Glass: 5½" dia. x 11¼" H overall  
Wrought Iron **Black**

SL-NL01BLL **Blue Lapis**SL-NL01T **Teal**

SL-AS01BLL



SL-AS01EG



SL-AS01T



SL-AS01EG

**Aureole Solar Stakes**

Glass: 6½" dia. x 22" H overall  
Stake: Wrought Iron **Black**

SL-AS01BLL **Blue Lapis**SL-AS01EG **Emerald Green**SL-AS01T **Teal**



**Moon Bunnies** Cast aluminum with **Antique Bronze finish**

**MNB-01 Small**  
4¾" L x 2½" W x 4" H

**MNB-02 Large**  
9" L x 4½" W x 7" H

**Statuary** has been a part of architecture and landscape throughout history. Palaces temples and grand residences have been opulently adorned with detailed figures of mythological and historic importance.

Whether bathtub Mary or plastic pink flamingo, we still highlight our own important figures or statues in the garden. Create a vignette with a trellis or water feature, or tuck a small creature into a secret space.



**Ducks** Cast aluminum with **Bronze finish**

**E-09 Hello**  
18½" L x 6½" W x 11½" H

**E-11 Duckling Pair**  
5" L x 6" H and 4" L x 6½" H

**E-10 Bye**  
13" L x 7½" W x 11½" H





**CAT-05 Coy Cat**  
8" L x 4½" W x 8½" H  
Cast aluminum with  
**Bronze finish**



**FRG-01 Frog** 8" L x 5" W x 4½" H  
Cast aluminum with **Antique Bronze finish**



**HR-01 Prancing Horse**  
14½" L x 5" W x 21" H  
Cast aluminum with **Bronze finish**



**TUR-01 Sea Turtle**  
17" L x 16" W x 5½" H  
Cast aluminum with **Green Verdi finish**

These handpainted, cast aluminum birds include anchoring pins



**PC-01**  
**Preening Crane Pair**  
9"W x 10"D x 20"H and  
9"W x 13¼"D x 23"H  
**Verdi finish**



**E-02 Great Egret I**  
6"W x 10"D x 43"H  
**Black, White and  
Yellow finish**

Inspired by the original pink flamingo lawn ornament, designed in 1957 by our own Don Featherstone of Fitchburg, MA



**E-04 American Flamingo**  
7"W x 13"D x 38"H  
**Pink and White finish**



**Hérons**  
**Blue/Grey Verdi finish**

**HSB-01**  
**Stately Blue Heron**  
8"W x 12½"D x 31½"H

**HSB-02**  
**Great Blue Heron**  
7½"W x 13¼"D x 43"H



HSB-02

HSB-01



Great Horned Owl, also known as Hoot Owl  
(*Bubo virginianus*)



**OWL-02 Owl II**  
7½"W x 4½"D x 12½"H  
Cast aluminum with  
**Rustic bronze finish**



**DOV-01 A Pair of Bronzed Doves**  
Looking Down: 7½"L x 3½"W x 4"H  
Looking Back: 7½"L x 5½"W x 5"H  
Cast aluminum with **Antique Bronze finish**



**OWL-01 Owl**  
6½"L x 3"D x 6"H  
Cast aluminum with  
**Rustic bronze finish**

Northern Saw-whet Owl  
(*Aegolius acadicus*)



**E-12C Rabbit** 13"L x 5"W x 9½"H  
Cast aluminum with **Charcoal finish**





**Benches** have come a long way, evolving from simple split log, to ornate and fanciful ironwork. They have become their own category of garden feature, implicit to shared seating and dining, a place for conversation, for quiet contemplation, and garden enjoyment.

## AR-07 Lattice Bench

57"W at arms x 18½"D at seat x 34¾"H  
Seat height: 13¾"H; Arm height: 24"H  
Bench back is removable and sides fold;  
some assembly required **Black**

## AR-04 Lutyens Tree Bench

55"W at front x 16"D at seat x 28½"H  
Seat height: 16"H; Arm height: 22"H  
(25"W at back)  
**Black**

Three AR-04 Benches  
form a circle with an  
interior diameter of 24"



AR-03

**Arbor Benches** 39½"W x 16"D x 26½"H  
(15½"H at seat) **Black**

AR-03 with Back

AR-01 Backless



AR-01





**OFT-04 Octagonal Dining Table**  
48"W x 48"D x 29"H; With center umbrella hole **Natural Oil finish**



This curved bench has a sleek semi-circular design with integrated table top. Each section has two seats bridged by a center table. Two units form a full circle.



**OFB-21N**  
**Alexandria Tree Bench**  
68½"L x 34¼"D x 18½"H  
Seat: 17¼"H **Natural Oil finish**





## OFB-20N Curved Backless Bench

54¾" across (back curve - 58½"L); 21" deep (15¾" at seat) x 17¼"H  
**Natural Oil finish**

Designed for indoor/outdoor use, these benches can be put to countless uses as a table, a plant stand or simply a convenient seat. Place five benches together to form a loose circular arrangement or line up benches with alternate facing for a wave effect.



## TRY-08 Large Tray

28¼" L x 10¼" W x 3" D



## OFB-08 4' Backless Bench

48"W x 15¾"D x 17"H **Natural Oil finish**







**OFB-CVR  
Bench Cover**

Fits 4-foot benches; 52"W x 36"D x 38"H  
Heavyweight polyester with PVC lining



We recommend bringing  
furniture inside, protecting with  
OFB-CVR cover shown here or a  
waterproof tarp during extreme  
weather months.



**OFB-23B Canterbury Bench**

48"L x 24"D x 35"H; Seat height: 17"H; Arm height: 24"H  
**Black**



**OFB-12B Camelback Bench**

53"L x 22"D x 40"H at center  
Seat height: 17"H; Arm height: 29¾"H **Black**





OFB-11

## Lutyens Benches

Seat height: 18"H x 18½"D; Arm height: 29"H

### 4' Seats

54"W x 23"D x 38½"H

OFB-01 **Natural Oil finish**  
(not shown)

OFB-01W **White**

OFB-11 **Black**

### 5' Seat

66"W x 23"D x 39"H

OFB-02 **Natural Oil finish**

Eucalyptus furniture in Natural finish has been treated with Linseed Oil. Periodic reapplication is recommended to ensure longevity.



## OFP-01 English Plant Stand

12"sq. top: 36"H

Bottom shelf: 11¾"W x 9½"D x 6¾"H

**Antique Ivory**



OFB-02



OFB-01W



OFC-07N **Armchair** 23¼"W x 25½"D x 35¼"H  
Dining Chair with armrests **Natural Oil finish**



**Fretwork Benches** 48"W x 20"D x 35"H  
Seat height: 16¾"H; Arm height: 25"H

OFB-10A *Antique Ivory*      OFB-10W *White*

OFB-10B *Black*



OFB-10W

We recommend bringing furniture inside or covering it with a waterproof tarp during extreme weather months. OFB-CVR cover, shown on [pg. 93](#), fits our 4-foot benches.



OFB-10B



**OFC-10B Fretwork Armchair**  
28"W x 24"D x 35"H  
*Black*



OFB-10A





**OFB-19N Carlton Bench**  
72½" L x 26¾" D x 39¾" H  
Seat height: 16" D x 18" H;  
Arm height: 27¾" H  
*Natural Oil finish*



**OFB-14N Hennell Bench**  
47" L x 25" D (at arms) x 35" H  
Seat height: 20" D x 17" H; Arm height: 25" H  
*Natural Oil finish*







**OFB-09 Monet Bench**

59"W x 28"D x 33"H

Seat height: 17¾"H; Arm height: 24"H

**Natural Oil finish**



**OFS-01**

**Serving Cart**

25"L x 22"W x 31"H

Removable tray: 25"L x 17½"W

Folds for easy storage

**Natural Oil finish**



**Bar Seating** **Natural Oil finish**

**OFC-06 Chair**

24¼"W x 22¼"D x 47¼"H;

Seat: 30"H

**OFT-06 Table**

30"dia. table top: 42"H



Natural Oil furniture  
should be periodically  
treated with Linseed Oil  
to ensure a long life.





**Folding Chairs** Fully assembled **Natural Oil finish**

**OFC-02 with Arms**  
22"W x 23"D x 37"H

**OFC-03 Polyweave with Arms**  
24"W x 27"D x 38"H

**OFC-05 without Arms**  
17"W x 23"D x 37"H





**OFB-20N Curved Backless Bench**  
54 $\frac{3}{4}$ " across (back curve-58 $\frac{1}{2}$ "L);  
21" deep (15 $\frac{3}{4}$ " at seat) x 17 $\frac{1}{4}$ "H  
*Natural Oil finish*



**OFT-01 48" Round Folding Table**  
48" dia. x 29"H; Fully assembled  
Two leaves fold down for easy storage and  
shipping, with center umbrella hole  
*Natural Oil finish*



OFT-01 Table with OFB-20N Curved Backless Bench





Tracery 4' x 6' K-152 Aubergine



Tracery 4' x 6' K-00970 Violet




Tracery 4' x 6' K-00971 Lime




Cinquefoil Runners 2½' x 8'

K-412 Ice Coffee    K-411 Cinnamon    K-413 Navy



Dots 4' x 6' K-133 Spice



Dots 4' x 6' K-131 Berry



Primrose 4' x 6' K-143 Saffron



Cinquefoil 4' x 6' K-111 Cinnamon



## Our Community - Annual Fitchburg Blacksmithing Art & Renaissance Festival

**We are ardent supporters of the arts** in our community, and in 2003, founded the New England Blacksmith, Art and Renaissance Festival held each fall in our town of Fitchburg, Massachusetts, held at the downtown Riverfront Park, along the bank of the Nashua River. The event is open to the public and has garnered substantial support from the City of Fitchburg, Cultural Council, and neighboring communities.


The festival strives to raise awareness of the art and craft and promotes a congenial fellowship among students, hobbyists and professionals alike. Participants bring portable forging stations to the park for a full day of work on projects and competition. Each year a well-known Master Blacksmith is invited to judge the competition and demonstrate skills. These live demonstrations have become a highlight of the event, alongside local crafts, food, music and Renaissance-themed events.

This year's festival will be held September 25<sup>th</sup> 2021. Join us! For info see: [www.fitchburgforgein.com](http://www.fitchburgforgein.com)



## ACHLA Designs Index

Product	Page#	Product	Page#	Product	Page#
Anchoring Pins .....	30	Edging, Border Fencing .....	29	Squirrel Deflectors .....	69
Arbors .....	12-19	Extender Hooks .....	70, 76	Statuary .....	86-89
<i>with Gate</i> .....	13	Fence Sections .....	18, 29	Tables	
Baskets, Harvest .....	43	Flower Aquarium .....	54	<i>Bar Height</i> .....	97
Bell Jars/Cloches .....	54	Flower/Window Box Kits .....	46-49	<i>Dining</i> .....	91, 97-99
Bells .....	70	Flowerpot Rings .....	50	<i>Folding</i> .....	91, 98
Benches		Flower Boxes & Brackets .....	44-49	<i>Nesting</i> .....	35
<i>Backless</i> .....	90-92, 99	Furniture .....	90-99	<i>Side/Accent</i> .....	34-39
<i>Tree</i> .....	90, 91	Garden & Plant Stakes .....	32	Terrariums & Cloches .....	54
<i>Wrought Iron</i> .....	90	Gates .....	13, 15	Toadstools & Stands .....	80-81
<i>Wood</i> .....	92, 94-99	Gazing Globes & Stands .....	79-81	Trays	
Birdbaths .....	58-67	Glass Trays .....	54-55	<i>Galvanized</i> .....	52
Birdbath Kits .....	59-63	Handrail Poles & Brackets. 45, 48-50, 75		<i>Glass</i> .....	54-55
Birdbath Display Stand .....	58	Hangers & Extenders .....	70-76	<i>Copper</i> .....	53
Birdbath Hanging Rings .....	65, 66	Herb Caddy .....	40	Trellises .....	18-32
Birdbath Stands & Stakes .....	59, 67	Hooks & Brackets .....	70-78	<i>Wall Brackets</i> .....	23-24, 28
Birdhouses & Bird Feeders .....	68	Hose Guards/Guides .....	56	Tubs, galvanized & copper .....	42-43
Birding Pole Systems & Kits .....	69	Lanterns .....	82-85	Tub & Stand Kits .....	41
Boot Jack & Boot Scraper .....	56	Mats, polyweave .....	100	Tub Stands, Folding .....	40
Boot Trays & Boot Tray Shelf .....	57	Mushroom Trellises .....	30	Vases, rooting .....	55
Brackets		Obelisks & Pylon .....	17, 31	Watering Cans & Jugs .....	51
<i>Flower/Window Box</i> .....	44-45, 48-50	Plant Stands .....	1-9, 11, 33-40, 52	Window Boxes & Brackets .....	44-50
<i>Flower/Window Box Kits</i> .....	46-49	Plant Hangers .....	10		
<i>Display Stands</i> .....	77, 78	Plate Hanger Brackets .....	74		
<i>Heavy Duty</i> .....	72-73	Pole & Post Kits .....	69		
<i>Multipurpose</i> .....	71-78	Poles, yard & deck-railing .....	75		
<i>Shelf</i> .....	44, 73-74	Rooting Vases .....	55		
<i>Tool</i> .....	73, 76	Solaria Collection .....	1-11		
Solar Globes, Celestial Orbs .....	79	Saucers & Plant Trays .....	52-55		
Chairs .....	94-95, 97-98	Serving Cart, folding .....	97		
Clamp-on Handrail Brackets ... 49-50, 59, 75		Shelf Brackets .....	44, 73-74		
Compost Sifter .....	55	Shepherd's Hooks & Poles .....	32, 75		
Dining Sets .....	91, 97-99	Solar Lights .....	79, 83-85		
Display Stands, POP .....	58, 77-78	Sparkle Cones .....	26, 83-84		



### ***Visit our permanent showroom in Atlanta***

The Atlanta International Gift & Home Furnishings Market® Building 2 Living. Outdoor/Indoor® The Gardens®. #9A37

### ***Come see us at***

- ◆ The Atlanta Gift & Home Furnishings Show  
Jan. 12 - 19, 2021
- ◆ The Atlanta Gift & Home Furnishings Show  
July 14 - 17, 2021

### ***Minuteman International®***

### ***Parent Company of ACHLA Designs®***

The largest single source for woodstove and fireplace accessories. Call to order your Minuteman catalog.

65 Arbor Way  
Fitchburg, MA 01420  
Phone: 978-343-7475  
Toll Free: 1-800-626-1114  
Fax: 978-345-0963



Call or check website for updates and details  
[info@achla.com](mailto:info@achla.com)

ACHLA Designs® © 1994 - 2020  
Minuteman International® © 1981 - 2020

