

MADE IN USA

# BAY CITIES METAL PRODUCTS

1958



SERVING THE BUILDING SUPPLY  
INDUSTRY FOR OVER 60 YEARS

# CATALOG



# QUALITY PEOPLE

# QUALITY PRODUCTS

**HERE AT BAY CITIES METAL PRODUCTS (BCMP), WE MANUFACTURE TOP QUALITY SHEET METAL PRODUCTS FOR WHOLESALE DISTRIBUTORS AND DO-IT-YOURSELF HOME CENTERS. AND IF WE DON'T HAVE IT, WE'LL MAKE IT. WITH OVER 100,000 SQUARE FEET OF MANUFACTURING AND WAREHOUSE SPACE, BCMP IS READY TO SERVE AND FULFILL ANY REQUEST.**

---

To place an order:  
[orders@bcmet.com](mailto:orders@bcmet.com)

---

For pricing and other inquiries:  
[sales@bcmet.com](mailto:sales@bcmet.com)

---

PHONE  
800-245-9047  
310-660-0351

---

FAX  
310-515-7423

# PRODUCT FINDER

---

## LINEAR AND TRANSITION FLASHING

Roof Edge With Drip	4
Gravel Guard (Low Rise)	5
Gravel Guard (HIGH Rise)	6
Roof Edge Straight	7
Shed Flashing / Roof To Wall	7
Saddle stock	7
Counter flashing	7
Z-Bar	8
Overhang Drip Edge	8
Water Table	8
Tucker Flashing	8
Coping	8
Tile pan	9
Reroof Trim (3-Way)	9
Tile Riser	9
Bird Stop	10
W-Valley	11
Shingles	11
Step Shingles	11
Galvanized Flat Sheets	11
<i>Roofing Trim Applications</i>	12
<i>Roofing Trim Applications</i>	13

---

## ROLL FLASHING

Roll Valley 50 ft	14
Roll Valley 10 ft	14

---

## PIPE FLASHING

All Pitch Flashings, Standard Base	15
All Pitch Flashings, FHA Base	16
All Pitch Flashings, DSA Base	17
<i>Pipe Flashing Selection Guide</i>	18
Solar Flashings	19
<i>Solar Flashing Applications</i>	20

---

## VENTILATION

Roof Jacks (T-Top)	21
Roof Dormer	22
Gravity Vent	22
Turbine Vent	22
Gable Louver	23
Utility Louver	23
Ventilation	24
Foundation & Eave Vents	24
Crawl Hole Vent	24
Tub Access Door	25
Dryer Vent	25
Side Hood	25
Aluminum Louver Vent	25

---

## VENT PIPE & FITTINGS

Vent Pipe	26
Conductor Pipe	26
Elbows	26
Rectangle to Round Adapter	26
Plumbers Tape	27
Increasesers	27
Reducers	27
Vent Tees & Wyes	27
Vent Pipe Collar	27
Caps	28
Flexible Aluminum Pipe	29
Dryer Box	29
Dryer Vent Kit	29
<i>Range Hood &amp; Bathroom Fan Vent System</i>	30

---

## DOUBLE WALL VENT PIPE & FITTINGS

Round Double Wall Pipe & Accessories	31
<i>Water Heater Vent System</i>	32
Oval Double Wall Pipe & Accessories	33
<i>Wall Furnace Vent System</i>	34

---

## GUTTERS

K4 Gutters	35
K5 Gutters	36
<i>Roof Drainage System</i>	37
<i>Easy Installation Instructions</i>	38

---

## DOWNSPOUTS

K4 Downspout Elbows	39
K4 Downspouts	40
Plain Round Elbows	40
Plain Square Downspout	40
Plain Square Elbows	41

---

## GUTTER ACCESSORIES

K4 Accessories	42
K5 Accessories	43
Downspout Straps	43

---

## ROOF DRAINAGE

Scuppers	43
Leader Heads	43




---

## DRYWALL, PLASTER, STUCCO ACCESSORIES

Drywall	44
Stucco	45

# LINEAR AND TRANSITION FLASHING

## ROOF EDGE WITH DRIP

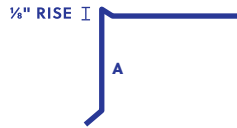
	PRODUCT #	DESCRIPTION
<b>ALL DIMENSIONS = A" X B"</b>		
	1X2WD8	1" x 2" Roof Edge with Drip 28 Gauge Zincalume
	1X2WD4	1" x 2" Roof Edge with Drip 28 Gauge Brown
<b>ALSO AVAILABLE IN GRIP:</b>	1X2WD5	1" x 2" Roof Edge with Drip 28 Gauge White
	1X2WD6	1" x 2" Roof Edge with Drip 28 Gauge Charcoal
		
	1.5WD8	1½" x 1½" Roof Edge with Drip 28 Gauge Zincalume
	1.5WD4	1½" x 1½" Roof Edge with Drip 28 Gauge Brown
	1.5WD5	1½" x 1½" Roof Edge with Drip 28 Gauge White
	1.5WD6	1½" x 1½" Roof Edge with Drip 28 Gauge Charcoal
	1.52WD8	1½" x 2" Roof Edge with Drip 28 Gauge Zincalume
	1.52WD4	1½" x 2" Roof Edge with Drip 28 Gauge Brown
	1.52WD5	1½" x 2" Roof Edge with Drip 28 Gauge White
	1.52WD6	1½" x 2" Roof Edge with Drip 28 Gauge Charcoal
	2X2WD8	2" x 2" Roof Edge with Drip 28 Gauge Zincalume
	2X2WD4	2" x 2" Roof Edge with Drip 28 Gauge Brown
	2X2WD5	2" x 2" Roof Edge with Drip 28 Gauge White
	2X2WD6	2" x 2" Roof Edge with Drip 28 Gauge Charcoal
	2X3WD8	2" x 3" Roof Edge with Drip 28 Gauge Zincalume
	2X3WD4	2" x 3" Roof Edge with Drip 28 Gauge Brown
	2X3WD5	2" x 3" Roof Edge with Drip 28 Gauge White
	2X3WD6	2" x 3" Roof Edge with Drip 28 Gauge Charcoal
	2X4WD8	2" x 4" Roof Edge with Drip 28 Gauge Zincalume
	2X4WD4	2" x 4" Roof Edge with Drip 28 Gauge Brown
	2X4WD5	2" x 4" Roof Edge with Drip 28 Gauge White
	2X4WD6	2" x 4" Roof Edge with Drip 28 Gauge Charcoal
	3X3WD8	3" x 3" Roof Edge with Drip 28 Gauge Zincalume
	3X3WD4	3" x 3" Roof Edge with Drip 28 Gauge Brown
	3X3WD5	3" x 3" Roof Edge with Drip 28 Gauge White
	3X3WD6	3" x 3" Roof Edge with Drip 28 Gauge Charcoal
	4X4WD8	4" x 4" Roof Edge with Drip 28 Gauge Zincalume
	4X4WD4	4" x 4" Roof Edge with Drip 28 Gauge Brown
	4X4WD5	4" x 4" Roof Edge with Drip 28 Gauge White
	4X4WD6	4" x 4" Roof Edge with Drip 28 Gauge Charcoal

**AVAILABLE IN 26 GAUGE**



# LINEAR AND TRANSITION FLASHING

## GRAVEL GUARD (LOW RISE)

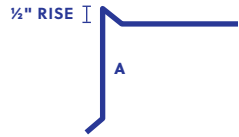


PRODUCT #	DESCRIPTION
6GG28(1/8)	6" Gravel Guard 2" Face (A) - 1/8" Rise 28 Gauge Zincolume
6GG24(1/8)	6" Gravel Guard 2" Face (A) - 1/8" Rise 28 Gauge Brown
6GG25(1/8)	6" (A) Gravel Guard 2" Face (A) - 1/8" Rise 28 Gauge White
6GG26(1/8)	6" (A) Gravel Guard 2" Face (A) - 1/8" Rise 28 Gauge Charcoal
6GG38(1/8)	6" Gravel Guard 3" Face (A) - 1/8" Rise 28 Gauge Zincolume
6GG34(1/8)	6" Gravel Guard 3" Face (A) - 1/8" Rise 28 Gauge Brown
6GG35(1/8)	6" Gravel Guard 3" Face (A) - 1/8" Rise 28 Gauge White
6GG36(1/8)	6" Gravel Guard 3" Face (A) - 1/8" Rise 28 Gauge Charcoal
7GG38(1/8)	7" Gravel Guard 3" Face (A) - 1/8" Rise 28 Gauge Zincolume
7GG34(1/8)	7" Gravel Guard 3" Face (A) - 1/8" Rise 28 Gauge Brown
7GG35(1/8)	7" Gravel Guard 3" Face (A) - 1/8" Rise 28 Gauge White
7GG36(1/8)	7" Gravel Guard 3" Face (A) - 1/8" Rise 28 Gauge Charcoal
8GG48(1/8)	8" Gravel Guard 4" Face (B) - 1/8" Rise 28 Gauge Zincolume
8GG44(1/8)	8" Gravel Guard 4" Face (A) - 1/8" Rise 28 Gauge Brown
8GG45(1/8)	8" Gravel Guard 4" Face (A) - 1/8" Rise 28 Gauge White
8GG46(1/8)	8" Gravel Guard 4" Face (A) - 1/8" Rise 28 Gauge Charcoal

**AVAILABLE IN 26 GAUGE**

# LINEAR AND TRANSITION FLASHING

## GRAVEL GUARD (HIGH RISE)




PRODUCT #	DESCRIPTION
6GG28	6" Gravel Guard 2" Face (A) - ½" Rise 28 Gauge Zincalume
6GG24	6" Gravel Guard 2" Face (A) - ½" Rise 28 Gauge Brown
6GG25	6" Gravel Guard 2" Face (A) - ½" Rise 28 Gauge White
6GG26	6" Gravel Guard 2" Face (A) - ½" Rise 28 Gauge Charcoal
6GG38	6" Gravel Guard 3" Face (A) - ½" Rise 28 Gauge Zincalume
6GG34	6" Gravel Guard 3" Face (A) - ½" Rise 28 Gauge Brown
6GG35	6" Gravel Guard 3" Face (A) - ½" Rise 28 Gauge White
6GG36	6" Gravel Guard 3" Face (A) - ½" Rise 28 Gauge Charcoal
7GG38	7" Gravel Guard 3" Face (A) - ½" Rise 28 Gauge Zincalume
7GG34	7" Gravel Guard 3" Face (A) - ½" Rise 28 Gauge Brown
7GG35	7" Gravel Guard 3" Face (A) - ½" Rise 28 Gauge White
7GG36	7" Gravel Guard 3" Face (A) - ½" Rise 28 Gauge Charcoal
8GG48	8" Gravel Guard 4" Face (A) - ½" Rise 28 Gauge Zincalume
8GG44	8" Gravel Guard 4" Face (A) - ½" Rise 28 Gauge Brown
8GG45	8" Gravel Guard 4" Face (A) - ½" Rise 28 Gauge White
8GG46	8" Gravel Guard 4" Face (A) - ½" Rise 28 Gauge Charcoal

**AVAILABLE IN 26 GAUGE**


# LINEAR AND TRANSITION FLASHING

## ROOF EDGE STRAIGHT

	PRODUCT #	DESCRIPTION
 <p>ALL DIMENSIONS = A" x B"</p>	1X18	1" x 1" Roof Edge Straight 28 Gauge Zincalume
	1X28	1" x 2" Roof Edge Straight 28 Gauge Zincalume
	1X38	1" x 3" Roof Edge Straight 28 Gauge Zincalume
	1.58	1½" x 1½" Roof Edge Straight 28 Gauge Zincalume
	2X28	2" x 2" Roof Edge Straight 28 Gauge Zincalume
	2X38	2" x 3" Roof Edge Straight 28 Gauge Zincalume
	2X48	2" x 4" Roof Edge Straight 28 Gauge Zincalume
	3X38	3" x 3" Roof Edge Straight 28 Gauge Zincalume
	3X48	3" x 4" Roof Edge Straight 28 Gauge Zincalume
	4X48	4" x 4" Roof Edge Straight 28 Gauge Zincalume
	4X68	4" x 6" Roof Edge Straight 28 Gauge Zincalume
	6X68	6" x 6" Roof Edge Straight 28 Gauge Zincalume

AVAILABLE IN 26 GAUGE

## SHED FLASHING / ROOF TO WALL

	PRODUCT #	DESCRIPTION
 <p>ALL DIMENSIONS = A" x B"</p>	2X4SF8	2" x 4" Shed Flashing 110° 28 Gauge Zincalume
	RTW8	2" x 6" Roof To Wall 110° 28 Gauge Zincalume
	3X5RTW8	3" x 5" Roof To Wall 110° 28 Gauge Zincalume

AVAILABLE IN 26 GAUGE

## SADDLE STOCK



18SS8 4" x 14" Saddle Stock 26 Gauge Zincalume

## COUNTER FLASHING



3.5CF8	½" x 3" (A) Counter Flashing 28 Gauge Zincalume
5.5CF8	½" x 5" (A) Counter Flashing 28 Gauge Zincalume
6CF8	½" x 5½" (A) Counter Flashing 28 Gauge Zincalume

AVAILABLE IN 26 GAUGE

# LINEAR AND TRANSITION FLASHING

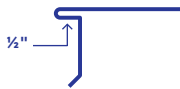
## Z-BAR

	PRODUCT #	DESCRIPTION
<b>A = LENGTH BEFORE BENDING.</b>	2Z3/88	2" Z Bar (A) ( $\frac{3}{8}$ " Center) 28 Gauge Zincalume
	2Z1/28	2" Z Bar (A) ( $\frac{1}{2}$ " Center) 28 Gauge Zincalume
	2Z5/88	2" Z Bar (A) ( $\frac{5}{8}$ " Center) 28 Gauge Zincalume
	3Z3/88	3" Z Bar (A) ( $\frac{3}{8}$ " Center) 28 Gauge Zincalume
	3Z1/28	3" Z Bar (A) ( $\frac{1}{2}$ " Center) 28 Gauge Zincalume
	3Z5/88	3" Z Bar (A) ( $\frac{5}{8}$ " Center) 28 Gauge Zincalume
	3Z3/48	3" Z Bar (A) ( $\frac{3}{4}$ " Center) 28 Gauge Zincalume
	5Z3/8	5" Z Bar (A) ( $\frac{3}{8}$ " Center) 28 Gauge Galvanized
	5Z1/2	5" Z Bar (A) ( $\frac{1}{2}$ " Center) 28 Gauge Galvanized
	5Z5/8	5" Z Bar (A) ( $\frac{5}{8}$ " Center) 28 Gauge Galvanized
5Z3/4	5" Z Bar (A) ( $\frac{3}{4}$ " Center) 28 Gauge Galvanized	
5Z1	5" Z Bar (A) (1" Center) 28 Gauge Galvanized	
6Z1	6" Z Bar (1" Center) 28 Gauge Galvanized	
6Z18	6" Z Bar (1" Center) 28 Gauge Zincalume	



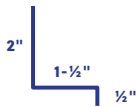
5" AND 6" AVAILABLE IN 26 GAUGE

## OVERHANG DRIP EDGE



OHDE2	Overhang Drip Edge 2" Face 28 Gauge Galvanized
-------	--

## WATER TABLE



4WT8	2" x 1 1/2" x 1/2" Water Table 28 Gauge Zincalume
------	---

## TUCKER FLASHING



4.5TF	4 1/2" Tucker Flashing 28 Gauge Galvanized
-------	--

## COPING



10C8	2" x 6" (A) x 2" Coping Metal 28 Gauge Zincalume
12C8	2" x 8" (A) x 2" Coping Metal 28 Gauge Zincalume
14C8	2" x 10" (A) x 2" Coping Metal 28 Gauge Zincalume

AVAILABLE IN 26 GAUGE

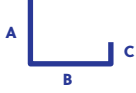




# LINEAR AND TRANSITION FLASHING

## TILE PAN

DIMENSIONS = A" x B" x C"



### PRODUCT #

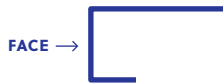
### DESCRIPTION

8TP8	3½" x 4" x ½" Tile Pan 28 Gauge Zincolume
8.5TP8	4" x 4" x ½" Tile Pan 28 Gauge Zincolume
10TP8	3½" x 6" x ½" Tile Pan 28 Gauge Zincolume
12TP8	4" x 7" x 1" Tile Pan 28 Gauge Zincolume

AVAILABLE IN 26 GAUGE

## REROOF TRIM (3-WAY)

4RRT(1⅞)	4" Reroof Trim (1⅞" Face) 28 Gauge Galvanized
4RRT4(1⅞)	4" Reroof Trim (1⅞" Face) 28 Gauge Brown
4RRT5(1⅞)	4" Reroof Trim (1⅞" Face) 28 Gauge White
4RRT6(1⅞)	4" Reroof Trim (1⅞" Face) 28 Gauge Charcoal



4RRT	4" Reroof Trim (¼" Face) 28 Gauge Galvanized
4RRT4	4" Reroof Trim (¼" Face) 28 Gauge Brown
4RRT5	4" Reroof Trim (¼" Face) 28 Gauge White
4RRT6	4" Reroof Trim (¼" Face) 28 Gauge Charcoal

4RRT(1½)	4" Reroof Trim (1½" Face) 28 Gauge Galvanized
4RRT4(1½)	4" Reroof Trim (1½" Face) 28 Gauge Brown
4RRT5(1½)	4" Reroof Trim (1½" Face) 28 Gauge White
4RRT6(1½)	4" Reroof Trim (1½" Face) 28 Gauge Charcoal

AVAILABLE IN 26 GAUGE

## TILE RISER

TRA4	1½" Face 4" Tile Riser 90° 28 Gauge Brown
TRA5	1½" Face 4" Tile Riser 90° 28 Gauge White
TRA6	1½" Face 4" Tile Riser 90° 28 Gauge Charcoal



TRA4(7/8)	⅞" Face 4" Tile Riser 90° 28 Gauge Brown
TRA5(7/8)	⅞" Face 4" Tile Riser 90° 28 Gauge White
TRA6(7/8)	⅞" Face 4" Tile Riser 90° 28 Gauge Charcoal

AVAILABLE IN 26 GAUGE



# LINEAR AND TRANSITION FLASHING

## BIRD STOP

PRODUCT #

DESCRIPTION



BSCMR

Claymax Terra Cotta



BSUSTB

U.S. Tile Black

BSUSTBR

U.S. Tile Brown

BSUSTR

U.S. Tile Terra Cotta



BSECB

Eagle Capistrano Black

BSECBR

Eagle Capistrano Brown

BSECR

Eagle Capistrano Terra Cotta



BSEMB

Eagle Malibu Black

BSEMBR

Eagle Malibu Brown

BSEMR

Eagle Malibu Terra Cotta



BSHRB

Hanson Regal Black

BSHRR

Hanson Regal Terra Cotta



BSLEB

Lifetile Espana Black

BSLEBR

Lifetile Espana Brown

BSLER

Lifetile Espana Terra Cotta



BSMVB

Monier Villa Black

BSMVR

Monier Villa Terra Cotta



BSWB

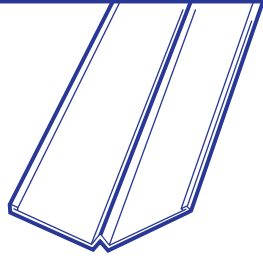
Westile Mission Black

BSWR

Westile Mission Terra Cotta

# LINEAR AND TRANSITION FLASHING

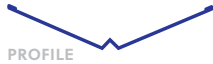
## W-VALLEY



### PRODUCT #

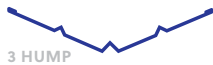
### DESCRIPTION

18WV	18" W Valley 1" Rise 28 Gauge Galvanized
18WV4	18" W Valley 1" Rise 28 Gauge Brown
18WV5	18" W Valley 1" Rise 28 Gauge White
18WV6	18" W Valley 1" Rise 28 Gauge Charcoal
18WV7	18" W Valley 1" Rise 28 Gauge Copper
18WV8	18" W Valley 1" Rise 28 Gauge Zincalume



PROFILE

24WV	24" W Valley 1" Rise 28 Gauge Galvanized
24WV4	24" W Valley 1" Rise 28 Gauge Brown
24WV5	24" W Valley 1" Rise 28 Gauge White
24WV6	24" W Valley 1" Rise 28 Gauge Charcoal
24WV7	24" W Valley 1" Rise 28 Gauge Copper
24WV8	24" W Valley 1" Rise 28 Gauge Zincalume



3 HUMP



5 HUMP

### AVAILABLE IN 26 GAUGE

3 & 5 HUMP AVAILABLE FOR 24" W VALLEY

## SHINGLES



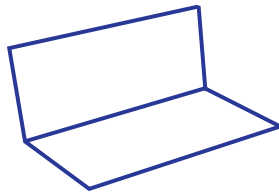
5X7GS(50)	5" x 7" Shingles 28 Gauge Zincalume
6X8GS	6" x 8" Shingles 28 Gauge Zincalume
8X12GS	8" x 12" Shingles 28 Gauge Zincalume

5X7PGS(50)	5" x 7" Shingles 28 Gauge Painted Brown
6X8PGS	6" x 8" Shingles 28 Gauge Painted Brown
8X12PGS	8" x 12" Shingles 28 Gauge Painted Brown

### AVAILABLE IN 26 GAUGE

SOLD IN BUNDLES OF 50 ONLY

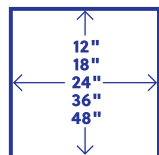
## STEP SHINGLES



6X8GSS(10)	6" X 8" Step Shingle (Bent 3"x 3") 28 Gauge Zincalume
8X8GSS(10)	8" x 8" Step Shingle (Bent 4" x 4") 28 Gauge Galvanized
8X12GSS	8" x 12" Step Shingle (Bent 4"x 4") 28 Gauge Zincalume
8X14GSS	8" x 14" Step Shingle (Bent 4"x 4") 28 Gauge Galvanized
12X12GSS(10)	12" x 12" Step Shingle (Bent 6" x 6") 28 Gauge Galvanized

SOLD IN BUNDLES OF 10 ONLY

## GALVANIZED FLAT SHEETS

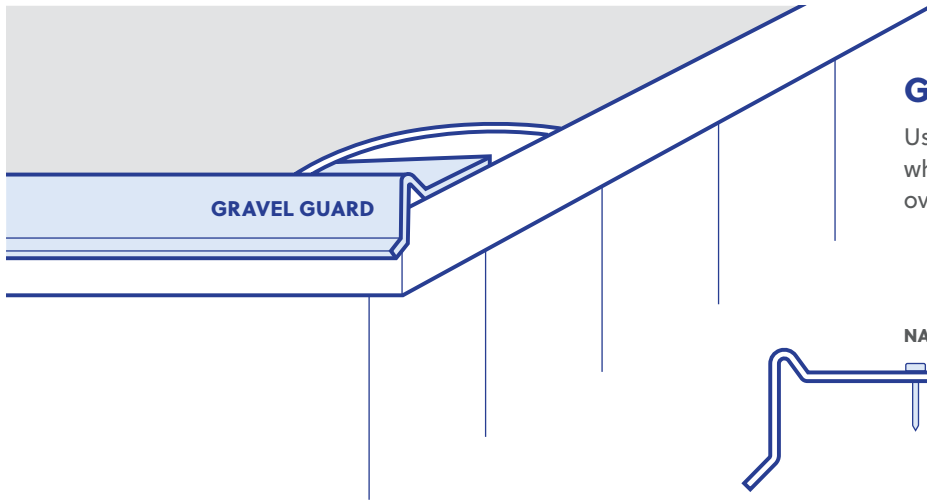


12X36FS	12" x 36" Flat Sheet 30 Gauge Galvanized
18X36FS	18" x 36" Flat Sheet 30 Gauge Galvanized
24X36FS	24" x 36" Flat Sheet 30 Gauge Galvanized
36X36FS	36" x 36" Flat Sheet 30 Gauge Galvanized
48X36FS	48" x 36" Flat Sheet 30 Gauge Galvanized



# ROOFING TRIM APPLICATIONS

Metal reroofing trim conceals old roofing, ensures a neat straight edge, and gives a professional appearance.



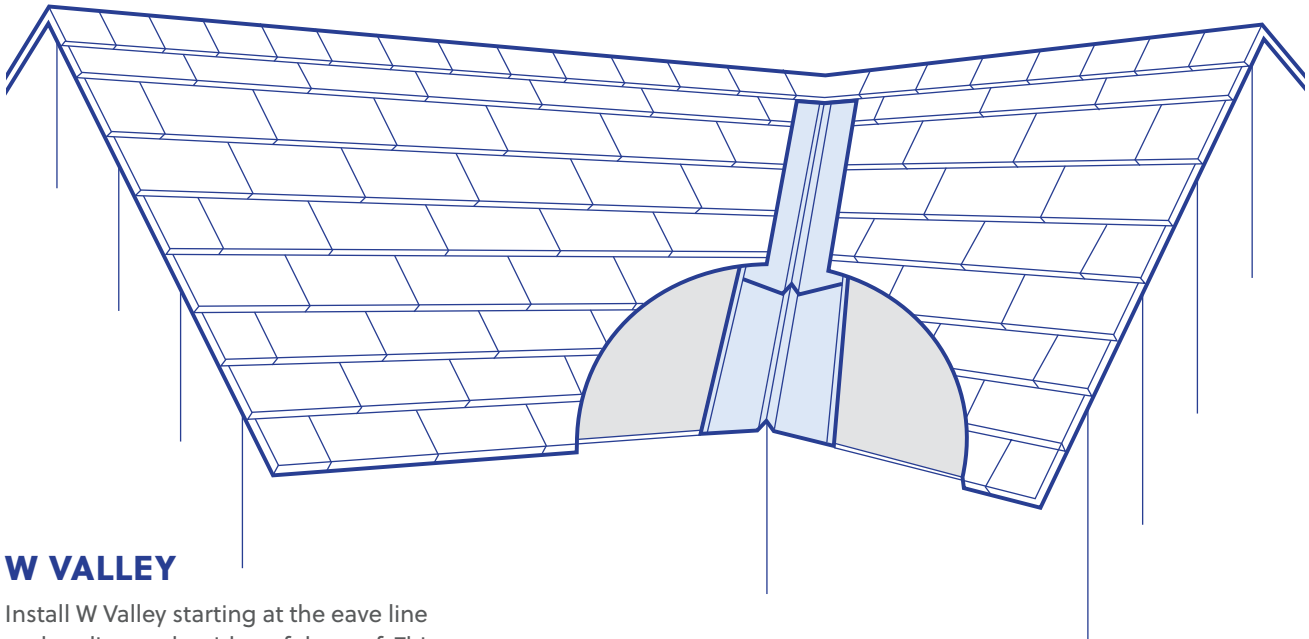
## GRAVEL GUARD

Used as trim for 90 lb. rolled roof or where cold patch repairs are made over old hot mop roof.

NAIL HERE

Nail only as indicated.

Do not nail on exposed face.



## W VALLEY

Install W Valley starting at the eave line and ending at the ridge of the roof. This will give the correct overlap. The overlap should be 6–8 inches depending on the pitch of the roof. The lower the pitch of the roof, the larger the overlap.

Never nail through the valley. Drive the nails outside the valley and bend the nails down to secure the valley as shown to the right.

NAIL HERE

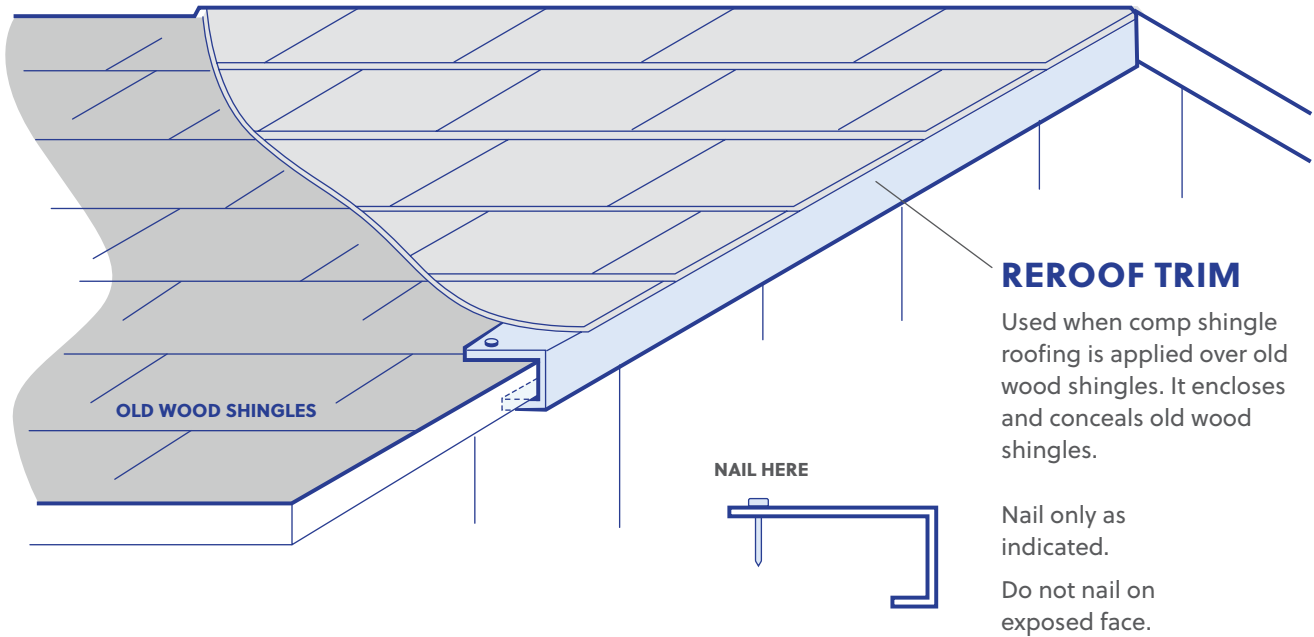
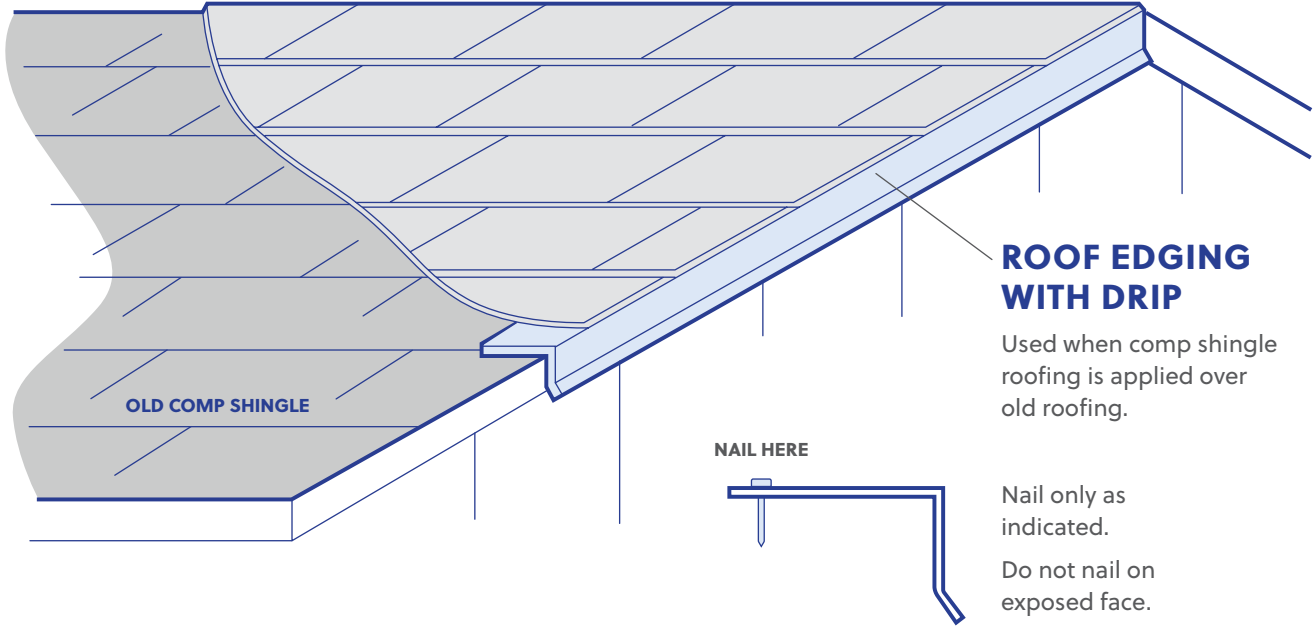
NAIL HERE



**Note:** Contact your local code authorities for all questions regarding building code requirements.




13 **ROOFING TRIM APPLICATIONS**



# ROLL FLASHING

## ROLL VALLEY 50 FT



4" TO 20"

### PRODUCT #

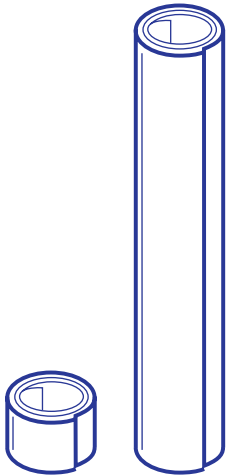
### DESCRIPTION

4ARV	4" x 50' Roll Valley Aluminum
6ARV	6" x 50' Roll Valley Aluminum
8ARV	8" x 50' Roll Valley Aluminum
10ARV	10" x 50' Roll Valley Aluminum
12ARV	12" x 50' Roll Valley Aluminum
14ARV	14" x 50' Roll Valley Aluminum
20ARV	20" x 50' Roll Valley Aluminum

8GRV	8" x 50' Roll Valley Galvanized
14GRV	14" x 50' Roll Valley Galvanized
20GRV	20" x 50' Roll Valley Galvanized

8PGRV	8" x 50' Roll Valley Painted Brown
14PGRV	14" x 50' Roll Valley Painted Brown
20PGRV	20" x 50' Roll Valley Painted Brown

## ROLL VALLEY 10 FT



6" TO 20"

6ARV10	6" x 10' Roll Valley Aluminum
8ARV10	8" x 10' Roll Valley Aluminum
14ARV10	14" x 10' Roll Valley Aluminum
20ARV10	20" x 10' Roll Valley Aluminum

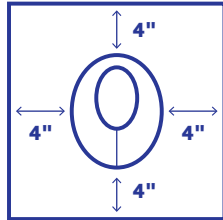
8GRV10	8" x 10' Roll Valley Galvanized
14GRV10	14" x 10' Roll Valley Galvanized
20GRV10	20" x 10' Roll Valley Galvanized

8PGRV10	8" x 10' Roll Valley Painted Brown
14PGRV10	14" x 10' Roll Valley Painted Brown
20PGRV10	20" x 10' Roll Valley Painted Brown

8PWGRV10	8" x 10' Roll Valley Painted White
----------	------------------------------------

# PIPE FLASHING

## ALL PITCH FLASHINGS STANDARD BASE



STANDARD BASE



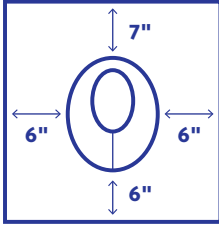
PRODUCT #	DESCRIPTION
.5APF	½" All Pitch Flashing
.75APF	¾" All Pitch Flashing
1APF	1" All Pitch Flashing
1.25APF	1¼" All Pitch Flashing
1.5APF	1½" All Pitch Flashing
2APF	2" All Pitch Flashing
3APF	3" All Pitch Flashing
3APFT	3" All Pitch Flashing (Transite Pipe)
3APFS	3" All Pitch Flashing (Soil Pipe)
3DW	3" All Pitch Flashing (Double Wall Pipe)
4APF	4" All Pitch Flashing
4APFT	4" All Pitch Flashing (Transite Pipe)
4APFS	4" All Pitch Flashing (Soil Pipe)
4DW	4" All Pitch Flashing (Double Wall)
5APF	5" All Pitch Flashing
5APFT	5" All Pitch Flashing (Transite Pipe)
5DW	5" All Pitch Flashing (Double Wall)
6APF	6" All Pitch Flashing
7APF	7" All Pitch Flashing
8APF	8" All Pitch Flashing
4OF	4" All Pitch Flashing (Oval Pipe)
6OF	6" All Pitch Flashing (Oval Pipe)

ALL FLASHINGS MADE IN 26 GAUGE

# PIPE FLASHING

## ALL PITCH FLASHINGS

### FHA BASE



FHA BASE

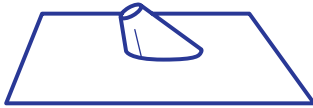
PRODUCT # DESCRIPTION

.5APFF ½" All Pitch Flashing  
.75APFF ¾" All Pitch Flashing

1APFF 1" All Pitch Flashing  
1.25APFF 1¼" All Pitch Flashing  
1.5APFF 1½" All Pitch Flashing

2APFF 2" All Pitch Flashing

3APFF 3" All Pitch Flashing  
3APFTF 3" All Pitch Flashing (Transite Pipe)  
3APFSF 3" All Pitch Flashing (Soil Pipe)  
3DWF 3" All Pitch Flashing (Double Wall)

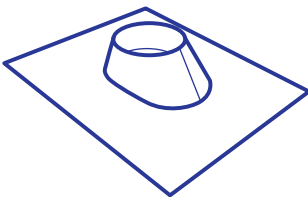


4APFF 4" All Pitch Flashing  
4APFTF 4" All Pitch Flashing (Transite Pipe)  
4APFSF 4" All Pitch Flashing (Soil Pipe)  
4DWF 4" All Pitch Flashing (Double Wall)

5APFF 5" All Pitch Flashing  
5APFTF 5" All Pitch Flashing (Transite Pipe)  
5DWF 5" All Pitch Flashing (Double Wall)

6APFF 6" All Pitch Flashing

7APFF 7" All Pitch Flashing



8APFF 8" All Pitch Flashing

4OFF 4" All Pitch Flashing (Oval Pipe)  
5OFF 5" All Pitch Flashing (Oval Pipe)

**ALL FLASHINGS MADE IN 26 GAUGE**

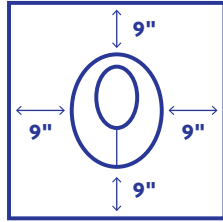
**ALL PITCH FLASHINGS WITH FHA BASE AVAILABLE UP TO 16" OPENING**



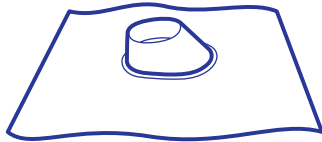


# PIPE FLASHING

## ALL PITCH FLASHINGS DSA BASE



ALUMINUM BASE

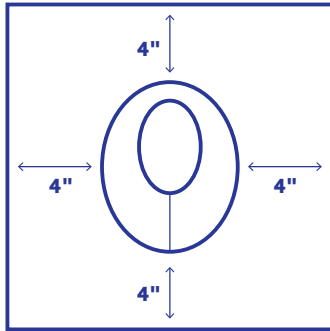


PRODUCT #	DESCRIPTION
.5APFA	½" All Pitch Flashing, Aluminum Base
.75APFA	¾" All Pitch Flashing, Aluminum Base
1APFA	1" All Pitch Flashing, Aluminum Base
1.25APFA	1¼" All Pitch Flashing, Aluminum Base
1.5APFA	1½" All Pitch Flashing, Aluminum Base
2APFA	2" All Pitch Flashing, Aluminum Base
3APFA	3" All Pitch Flashing, Aluminum Base
3APFTA	3" All Pitch Flashing (Transite Pipe), Aluminum Base
3APFSA	3" All Pitch Flashing (Soil Pipe), Aluminum Base
3DWA	3" All Pitch Flashing Double Wall, Aluminum Base
4APFA	4" All Pitch Flashing, Aluminum Base
4APFTA	4" All Pitch Flashing (Transite Pipe), Aluminum Base
4APFSA	4" All Pitch Flashing (Soil Pipe), Aluminum Base
4DWA	4" All Pitch Flashing (Double Wall), Aluminum Base
5APFA	5" All Pitch Flashing, Aluminum Base
6APFA	6" All Pitch Flashing, Aluminum Base
7APFA	7" All Pitch Flashing, Aluminum Base
8APFA	8" All Pitch Flashing, Aluminum Base
4OAPFA	4" All Pitch Flashing (Oval Pipe), Aluminum Base
5OAPFA	5" All Pitch Flashing (Oval Pipe), Aluminum Base
6OAPFA	6" All Pitch Flashing (Oval Pipe), Aluminum Base

**ALL PITCH FLASHINGS WITH DSA BASE AVAILABLE UP TO 14" OPENING**

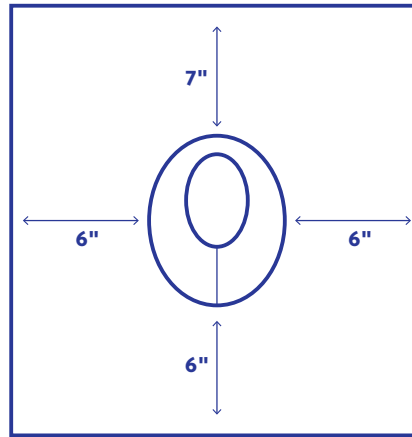
# PIPE FLASHING SELECTION GUIDE

Before placing your order, read this guide carefully. It may be difficult to choose the correct flashing because of conflicting or overlapping codes. The following information will help you select the right flashing for specific installations.



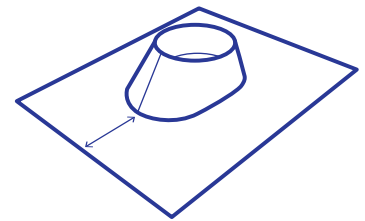
## STANDARD FLASHING

Generally acceptable for composition or shingle roofs unless pitch of roof, roofing material or shingle exposure is unusual. Always check your codes before proceeding.



## FHA FLASHING

FHA Standards require the FHA Flashing shown above.



Dimensions shown are measured from base of cone to edge of flashing base.

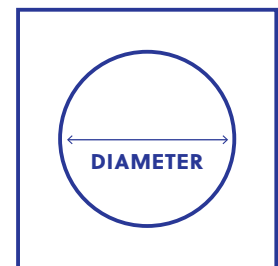
## All pipes have a common inner dimension.

**Conductor Flashing** Single wall pipe in which the true outside diameter of the pipe is the exact size as the flashing's top opening (Example 4").

**Soil Flashing** Single wall pipe where the inner diameter is the same as the conductor but the wall thickness is 3/8 of an inch larger (Example 4<sup>3/8</sup>").

**Double Wall Flashing** A pipe which has two walls of metal separated by an air gap and where the outside diameter is 1/2 inch larger. The inner diameter is the same as the conductor and the soil (Example 4<sup>1/2</sup>").

**Transite Flashing** Single wall pipe where the inner diameter of the pipe is the same as a Conductor, Soil, and Double Wall, but the outer diameter is 7/8 inch larger (Example 4<sup>7/8</sup>").



Steep pitch flashings available upon request.

# PIPE FLASHING

## SOLAR FLASHINGS

### PRODUCT #

### DESCRIPTION

.5APFS	½" IP = Solar Pipe Flashing Standard Galvanized Base ¾" SP
.75APFS	¾" IP = Solar Pipe Flashing Standard Galvanized Base 1" SP
1APFS	1" IP = Solar Pipe Flashing Standard Galvanized Base 1¼" SP
1.25APFS	1¼" IP = Solar Pipe Flashing Standard Galvanized Base 1½" SP



.5APFFS	½" IP = Solar Pipe Flashing FHA Galvanized Base ¾" SP
.75APFFS	¾" IP = Solar Pipe Flashing FHA Galvanized Base 1" SP
1APFFS	1" IP = Solar Pipe Flashing FHA Galvanized Base 1¼" SP
1.25APFFS	1¼" IP = Solar Pipe Flashing FHA Galvanized Base 1½" SP

.5APFAS	½" IP = Solar Pipe Flashing Aluminum Base ¾" SP
.75APFAS	¾" IP = Solar Pipe Flashing Aluminum Base 1" SP
1APFAS	1" IP = Solar Pipe Flashing Aluminum Base 1¼" SP
1.25APFAS	1¼" IP = Solar Pipe Flashing Aluminum Base 1½" SP

### ALL GALVANIZED FLASHINGS MADE IN 26 GAUGE

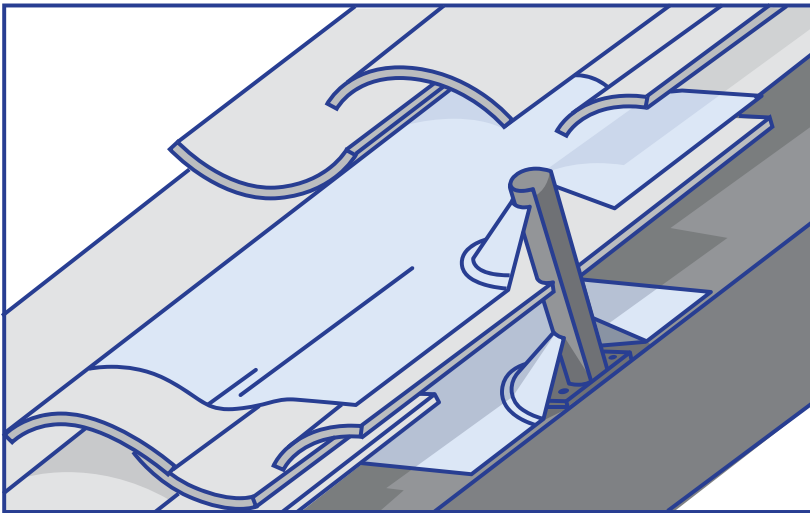
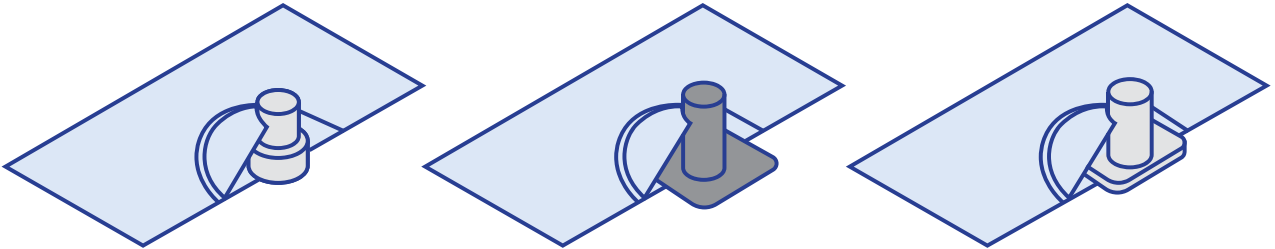
#### NOTE:

Diameter of opening is greater than dimension in Product # due to differences between roofing and solar callouts. e.g: 1APFS opening is 1 ⅜" and 1.25APFS is 1 ¾". Please call your Sales Rep for more information.



# SOLAR FLASHING APPLICATIONS

Round, low cone will fit the shortest solar stand application and accomodate all different stand styles.



## CLAY TILE INSTALLATION

### SIZES:

- Standard base
- FHA base
- DSA base

### MATERIALS:


- 26 gauge (.019) Galvanized G90
- 20 gauge (.032) Dead Soft Aluminum
- Stainless Steel

# VENTILATION

## ROOF JACKS (T-TOP)

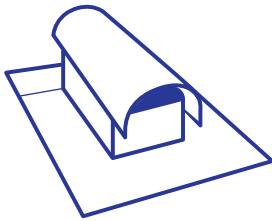
PRODUCT #

DESCRIPTION

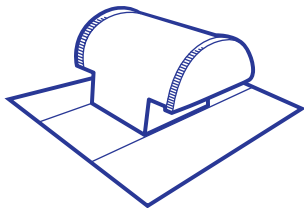


4RJ(26)	4" Roof Jack 26 Gauge
7RJ(26)	7" Roof Jack 26 Gauge
4RJ(26)WS	4" Roof Jack 26 Gauge w/Screen & End Cap
7RJ(26)WS	7" Roof Jack 26 Gauge w/Screen & End Cap

4RJDSA	4" Roof Jack Dead Soft Aluminum
7RJDSA	7" Roof Jack Dead Soft Aluminum
4RJDSAWS	4" Roof Jack Dead Soft Aluminum w/Screen & End Cap
7RJDSAWS	7" Roof Jack Dead Soft Aluminum w/Screen & End Cap



4X11RRJ	4" x 11" Rectangular Roof Jack
4X11RRJWS	4" x 11" Rectangular Roof Jack w/Screen and End Cap



6X6SRJ	6" x 6" Square Roof Jack
6X6SRJWS	6" x 6" Square Roof Jack w/Screen & End Cap (shown)

**¼" MESH (¼" MESH AVAILABLE UPON REQUEST)**

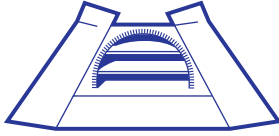
# VENTILATION

MADE WITH 1/8" MESH (1/4" MESH AVAILABLE UPON REQUEST)


## ROOF DORMER

PRODUCT #

DESCRIPTION



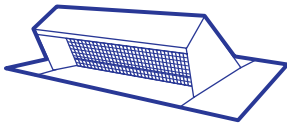
9X18RDDSA(1/8) 9" x 18" Roof Dormer DSA  
12X24RDDSA(1/8) 12 x 24" Roof Dormer DSA



9X18RD(1/8) 9" x 18" Roof Dormer Galvanized  
12X24RD(1/8) 12 x 24" Roof Dormer Galvanized

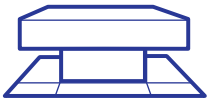


9X18DB 9" x 18" Dormer Sub-base  
12X24DB 12" x 24" Dormer Sub-base



P50(1/8) 4½" X 20" Rectangular Roof Dormer (Low Profile)  
P100(1/8) 7½" X 20" Rectangular Roof Dormer (Low Profile)  
P200(1/8) 8½" X 30" Rectangular Roof Dormer (Low Profile)

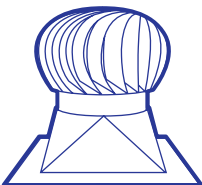
## GRAVITY VENT



12X12GV(1/8) 12" X 12" Gravity Vent  
14X14GV(1/8) 14" X 14" Gravity Vent

**CUSTOM SIZES AVAILABLE UPON REQUEST**

## TURBINE VENT



8TB 8" Turbine Vent  
10TB 10" Turbine Vent  
12TB 12" Turbine Vent  
14TB 14" Turbine Vent  
16TB 16" Turbine Vent  
18TB 18" Turbine Vent  
20TB 20" Turbine Vent  
24TB 24" Turbine Vent

**TOP AND BASE ALSO SOLD SEPERATELY**



# VENTILATION

MADE WITH 1/8" MESH (1/4" MESH AVAILABLE UPON REQUEST)

## GABLE LOUVER

PRODUCT #

DESCRIPTION



14X12GL(1/8) 14" x 12" Gable Louver Galvanized  
 14X18GL(1/8) 14" x 18" Gable Louver Galvanized  
 14X24GL(1/8) 14" x 24" Gable Louver Galvanized

14X12GLFM(1/8) 14" x 12" Gable Louver Flush Galvanized  
 14X18GLFM(1/8) 14" x 18" Gable Louver Flush Galvanized  
 14X24GLFM(1/8) 14" x 24" Gable Louver Flush Galvanized

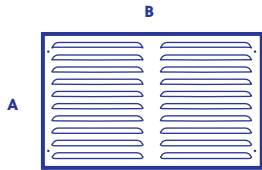


12RGL(1/8) 12" Round Gable Louver Bonderized  
 18RGL(1/8) 18" Round Gable Louver Bonderized  
 24RGL(1/8) 24" Round Gable Louver Bonderized



14X12RTGL(1/8) 14" x 12" Round Top Gable Louver Galvanized  
 14X18RTGL(1/8) 14" x 18" Round Top Gable Louver Galvanized  
 14X24RTGL(1/8) 14" x 24" Round Top Gable Louver Galvanized

## UTILITY LOUVER



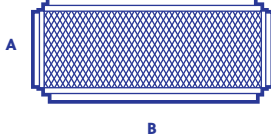
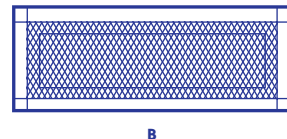
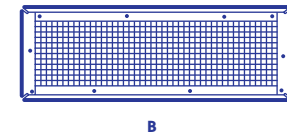
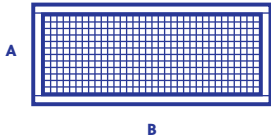
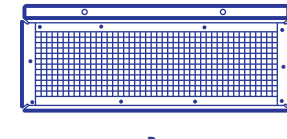

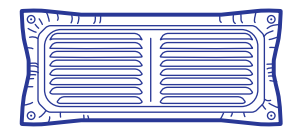
8X6UL 8" x 6" Utility Louver 26GA Zincalume  
 8X12UL 8" x 12" Utility Louver 26GA Zincalume

# VENTILATION

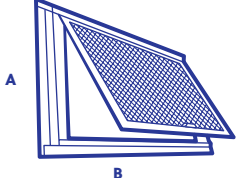
MADE WITH 1/8" MESH (1/4" MESH AVAILABLE UPON REQUEST)

## FOUNDATION & EAVE VENTS

DIMENSIONS = A" x B"

	PRODUCT #	DESCRIPTION
	3X14EV(1/8)	3" x 14" Eave Vent (Plaster Ground 3 Sides)
	6X14FV(1/8)	6" x 14" Foundation Vent Complete
	6X14FV2W(1/8)	6" x 14" Foundation Vent Complete 2-Way
	3X14EI(1/8)	3" x 14" Eave Insert
	6X14FI(1/8)	6" x 14" Foundation Insert
	3X14EISI(1/8)	3" x 14" Eave Insert Snap-In
	6X14FISI(1/8)	6" x 14" Foundation Insert Snap-In
	3X14FSV(1/8)	3" x 14" Flat Siding Vent
	6X14FSV(1/8)	6" x 14" Flat Siding Vent
	3X14EVWE(1/8)	3" x 14" Eave Vent with Ears
	6X14EVWE(1/8)	6" x 14" Eave Vent with Ears
	3X22EVWE(1/8)	3" x 22" Eave Vent with Ears (For 2X4 Rafters)
	6X22EVWE(1/8)	6" x 22" Eave Vent with Ears (For 2X6 Rafters)
	6X14PI	6" x 14" Plastic Insert
	6X14PL	6" x 14" Pressed Louver 26GA Galvanized
	6X14PLS2(1/8)	6" x 14" Pressed Louver w/Screen 26GA Bonderized
	6X14PLS7(1/8)	6" x 14" Pressed Louver w/Screen Copper
	6X14PL7	6" x 14" Pressed Louver Copper

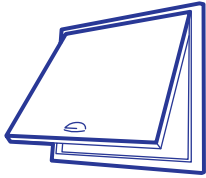
## CRAWL HOLE VENT

	CHV	18" x 24" Crawl Hole Vent (Door and Frame)
	CHVDO	18" x 24" Crawl Hole Vent (Door Only)
	20X24CHV	20" x 24" Crawl Hole Vent (Door and Frame)
	20X24CHVDO	20" x 24" Crawl Hole Vent (Door Only)



# VENTILATION

## TUB ACCESS DOOR



### PRODUCT #

### DESCRIPTION

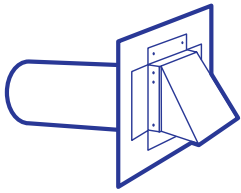
TADSI½

Tub Access Door (½" Plaster Ground) Snap-In

TADSI¾

Tub Access Door (¾" Plaster Ground) Snap-In

## DRYER VENT

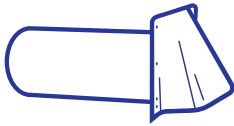


4GDV

4" Galvanized Dryer Vent Front Flange

4GDVPG

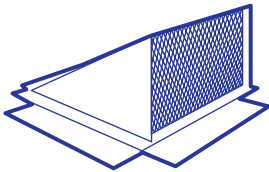
4" Galvanized Dryer Vent Plaster Ground (shown)



4ADV

4" Aluminum Dryer Vent

## SIDE HOOD



4X4SH

4" x 4" Side Hood Galvanized

7X7SH

7" x 7" Side Hood Galvanized

3.5X10SH

3½" x 10" Side Hood Galvanized

## ALUMINUM LOUVER VENT



4X16ALVM

4"x16" Aluminum Louver Vent Screen Mesh

4X16ALV4

4"x16" Aluminum Louver Vent Brown Screen Mesh

4X16ALV5

4"x16" Aluminum Louver Vent White Screen Mesh

8X16ALVM

8"x16" Aluminum Louver Vent Screen Mesh

8X16ALV4

8"x16" Aluminum Louver Vent Brown Screen Mesh

8X16ALV5

8"x16" Aluminum Louver Vent White Screen Mesh

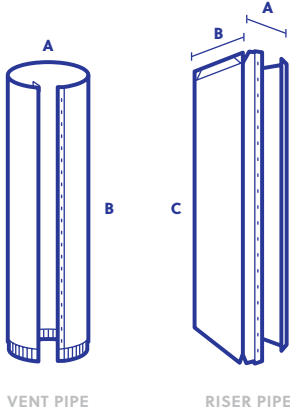
# VENT PIPE & FITTINGS

## VENT PIPE

PRODUCT #

DESCRIPTION

DIMENSIONS = A" x B" (x C")



VENT PIPE

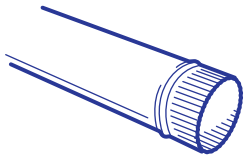
RISER PIPE

3X30	3" x 30" Vent Pipe 30 Gauge (Knock Down) <b>SOLD IN BOXES OF 36 PIECES ONLY</b>
4X30	4" x 30" Vent Pipe 30 Gauge (Knock Down) <b>SOLD IN BOXES OF 20 PIECES ONLY</b>
4X36	4" x 36" Vent Pipe 30 Gauge (Knock Down)
5X30	5" x 30" Vent Pipe 30 Gauge (Knock Down)
5X36	5" x 36" Vent Pipe 30 Gauge (Knock Down)
6X30	6" x 30" Vent Pipe 30 Gauge (Knock Down)
6X36	6" x 36" Vent Pipe 30 Gauge (Knock Down)
7X30	7" x 30" Vent Pipe 30 Gauge (Knock Down)
7X36	7" x 36" Vent Pipe 30 Gauge (Knock Down)
7X60	7" x 60" Vent Pipe 30 Gauge (Knock Down)
8X30	8" x 30" Vent Pipe 30 Gauge (Knock Down)
8X36	8" x 36" Vent Pipe 30 Gauge (Knock Down)

**AVAILABLE IN 26 & 28 GAUGE**

RP 3½" x 10" x 36" Riser Pipe (Knock Down)

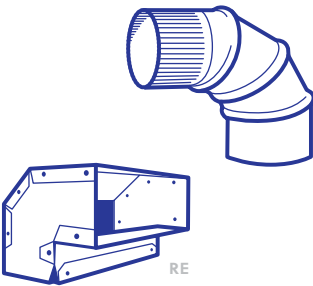
## CONDUCTOR PIPE



3CP	3" x 10' Conductor Pipe 30 Gauge Galvanized
4CP	4" x 10' Conductor Pipe 30 Gauge Galvanized
5CP	5" x 10' Conductor Pipe 28 Gauge Galvanized
6CP	6" x 10' Conductor Pipe 28 Gauge Galvanized

**AVAILABLE IN 26, 28 & 30 GAUGE**

## ELBOWS

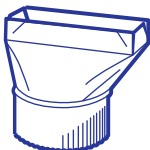


3ADJ	3" Adjustable Elbow 90°
4ADJ	4" Adjustable Elbow 90°
5ADJ	5" Adjustable Elbow 90°
6ADJ	6" Adjustable Elbow 90°
7ADJ	7" Adjustable Elbow 90°
8ADJ	8" Adjustable Elbow 90°

**ELBOWS AVAILABLE IN 26 OR 30 GAUGE**

RE 3½" x 10" Riser Elbow "A"

## RECTANGLE TO ROUND ADAPTER



ADP	¾" x 10" - 7" Round Adapter
ADP6	¾" x 10" - 6" Round Adapter



# VENT PIPE & FITTINGS

## PLUMBERS TAPE



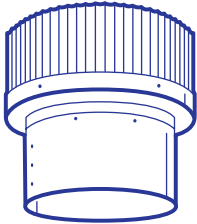
PRODUCT #

DESCRIPTION

PT10

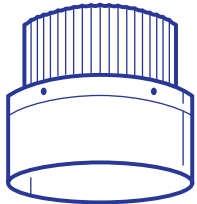
¾" x 10' Plumbers Tape  
**SOLD INDIVIDUALLY OR 100 PIECES PER BOX**

## INCREASERS



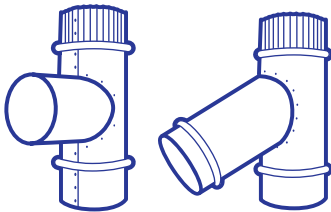
3-4I	3" - 4" Increaser
4-5I	4" - 5" Increaser
4-6I	4" - 6" Increaser
4-7I	4" - 7" Increaser
5-6I	5" - 6" Increaser
5-7I	5" - 7" Increaser
6-7I	6" - 7" Increaser
6-8I	6" - 8" Increaser
7-8I	7" - 8" Increaser

## REDUCERS



4-3R	4" - 3" Reducer
5-4R	5" - 4" Reducer
6-4R	6" - 4" Reducer
6-5R	6" - 5" Reducer
7-4R	7" - 4" Reducer
7-5R	7" - 5" Reducer
7-6R	7" - 6" Reducer
8-6R	8" - 6" Reducer
8-7R	8" - 7" Reducer

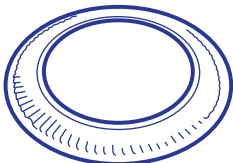
## VENT TEES & WYES



TEE

3VT	3" Vent Tee
4VT	4" Vent Tee
3VY	3" Vent Wye
4VY	4" Vent Wye
6VY	6" Vent Wye

## VENT PIPE COLLAR



3VPC	3" Vent Pipe Collar
4VPC	4" Vent Pipe Collar
5VPC	5" Vent Pipe Collar
6VPC	6" Vent Pipe Collar
7VPC	7" Vent Pipe Collar

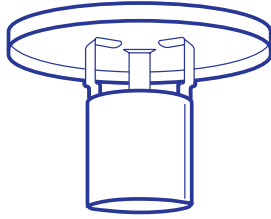


# VENT PIPE & FITTINGS


## CAPS

### PRODUCT #

### DESCRIPTION

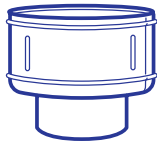


3CC	3" Chimney Cap (Economy)
4CC	4" Chimney Cap (Economy)
5CC	5" Chimney Cap (Economy)
6CC	6" Chimney Cap (Economy)
7CC	7" Chimney Cap (Economy)
8CC	8" Chimney Cap (Economy)



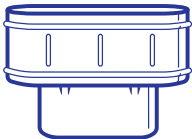
LOUVERED

3RAC	3" All Purpose Cap, Louvered
4RAC	4" All Purpose Cap, Louvered
5RAC	5" All Purpose Cap, Louvered
6RAC	6" All Purpose Cap, Louvered
7RAC	7" All Purpose Cap, Louvered
8RAC	8" All Purpose Cap, Louvered

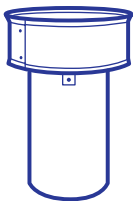


PLAIN


3RACW	3" All Purpose Cap, Plain
4RACW	4" All Purpose Cap, Plain
5RACW	5" All Purpose Cap, Plain
6RACW	6" All Purpose Cap, Plain
7RACW	7" All Purpose Cap, Plain
8RACW	8" All Purpose Cap, Plain



4OCW	4" Oval All Purpose Cap
5OCW	5" Oval All Purpose Cap



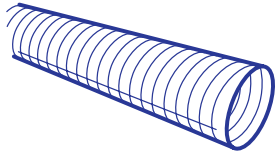
4NOLLO25	4" Flashing and Cap Assembly "Code Cap"
----------	---



6OCA	6" Oval Cap and Adapter Set
------	-----------------------------

# VENT PIPE & FITTINGS

## FLEXIBLE ALUMINUM PIPE



PRODUCT # DESCRIPTION

3AFP	3" x 10' Flexible Vent Pipe
4AFP	4" x 10' Flexible Vent Pipe
5AFP	5" x 10' Flexible Vent Pipe
6AFP	6" x 10' Flexible Vent Pipe
7AFP	7" x 10' Flexible Vent Pipe
8AFP	8" x 10' Flexible Vent Pipe

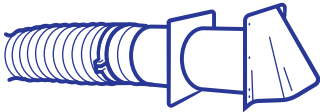
PIPE IS DELIVERED COMPRESSED

## DRYER BOX

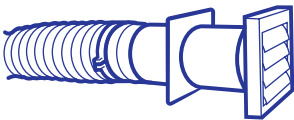


DB350	Dryer Wall Box 2" X 4" Frame (6 pieces per box)
DB425	Dryer Wall Box 2" X 6" Frame (5 pieces per box)

## DRYER VENT KIT



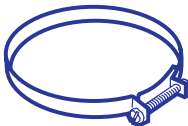
4ADVK	Dryer Vent Kit w/Aluminum Hood, Mtl. Clamps & Collar and Flexible 4" X 8' Hose Foil Pipe
-------	--



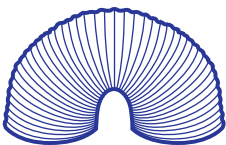
4LDVK	Dryer Vent Kit w/White Louver Vinyl Hood, Mtl. Clamps & Collar and Flexible 4" X 8' Hose Foil Pipe
-------	--



DLTK	Lint Trap Kit For Electric Dryer with 4" X 5' Hose Silver Foil Pipe & Spring Clamps
------	---



4SC	4" Steel Dryer Screw Clamp (2 pc)
-----	-----------------------------------



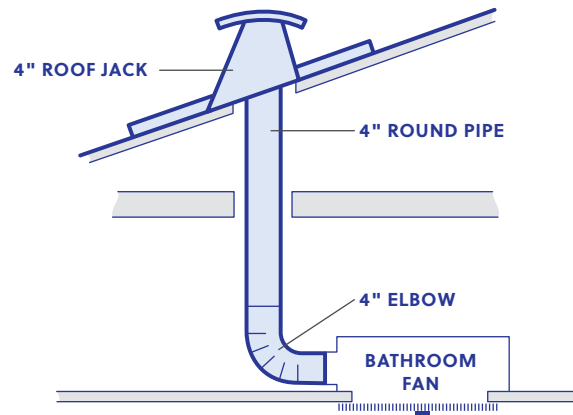
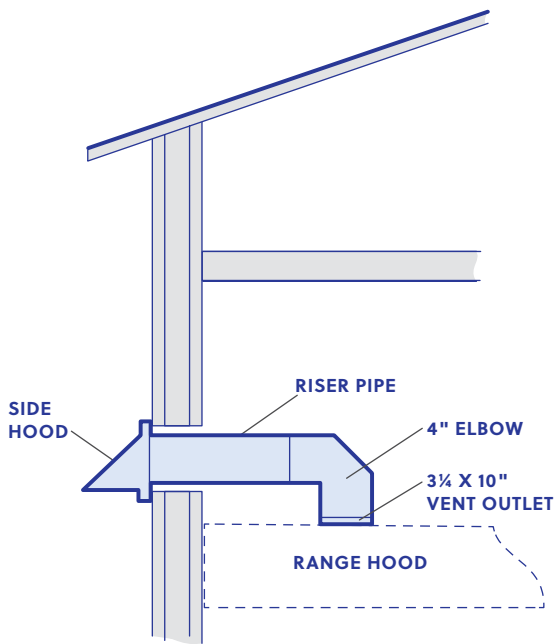
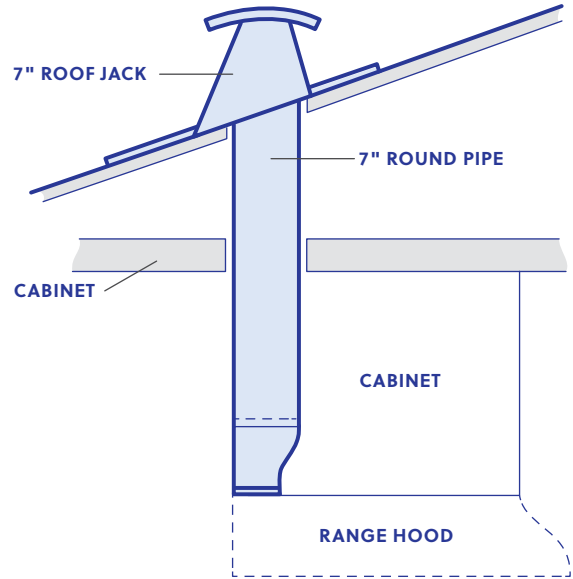
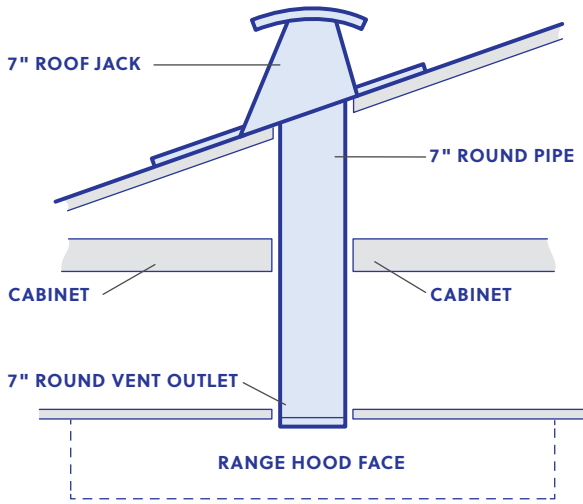
4X8FFP	4" X 8' Flexible Hose Silver Foil Pipe
4X20FFP	4" X 20' Flexible Hose Silver Foil Pipe

4SFC	4" Dryer Silver Flex Coupling
------	-------------------------------



# RANGE HOOD & BATHROOM FAN VENT SYSTEM

Note: Contact your local building department for all questions regarding building code requirements.

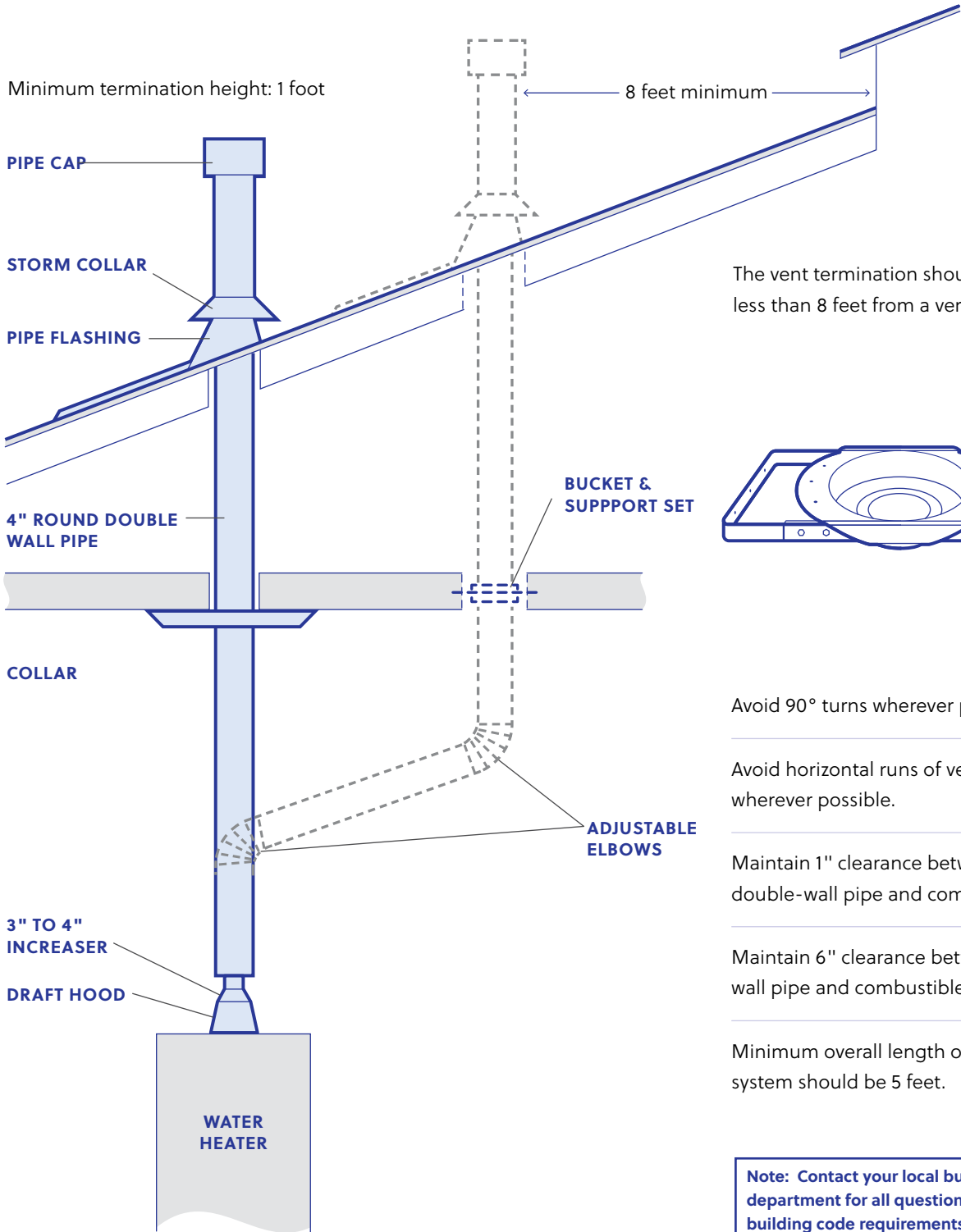


# DOUBLE WALL VENT PIPE & FITTINGS

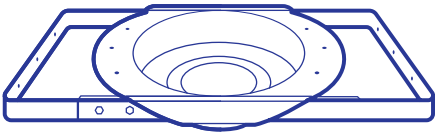
## ROUND DOUBLE WALL PIPE & ACCESSORIES

	PRODUCT #	DESCRIPTION
	3E24W	3" (A) x 2' Round Double Wall Pipe
	3E3W	3" (A) x 3' Round Double Wall Pipe
	3E4W	3" (A) x 4' Round Double Wall Pipe
	3E5W	3" (A) x 5' Round Double Wall Pipe
	4E24W	4" (A) x 2' Round Double Wall Pipe
	4E3W	4" (A) x 3' Round Double Wall Pipe
	4E4W	4" (A) x 4' Round Double Wall Pipe
	4E5W	4" (A) x 5' Round Double Wall Pipe
	5E24W	5" (A) x 2' Round Double Wall Pipe
	5E3W	5" (A) x 3' Round Double Wall Pipe
	5E5W	5" (A) x 5' Round Double Wall Pipe
		3E45W
4E45W		4" Round Double Wall Adjustable Elbow 45°
	3EALW	3" Round Double Wall Adjustable Elbow 90°
	4EALW	4" Round Double Wall Adjustable Elbow 90°
	5EALW	5" Round Double Wall Adjustable Elbow 90°
	3RSC	3" Adjustable Storm Collar
	4RSC	4" Adjustable Storm Collar
	5RSC	5" Adjustable Storm Collar
	6RSC	6" Adjustable Storm Collar
	7RSC	7" Adjustable Storm Collar
	3VPHW	3" Vent Pipe Hanger
	4VPHW	4" Vent Pipe Hanger
	3-4BHW	3" - 4" Bucket Hanger Set

32 **WATER HEATER VENT SYSTEM**



The vent termination should not be less than 8 feet from a vertical wall.



Avoid 90° turns wherever possible.

Avoid horizontal runs of vent pipe wherever possible.

Maintain 1" clearance between double-wall pipe and combustibles.

Maintain 6" clearance between single wall pipe and combustibles.

Minimum overall length of vent system should be 5 feet.

**Note: Contact your local building department for all questions regarding building code requirements.**



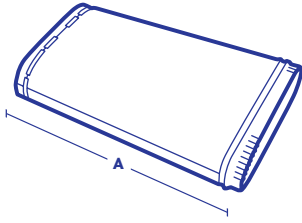


# DOUBLE WALL VENT PIPE & FITTINGS

## OVAL DOUBLE WALL PIPE & ACCESSORIES

PRODUCT #

DESCRIPTION



4O24W

4" x 2' (A) Oval Double Wall Pipe

4O3W

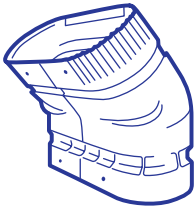
4" x 3' (A) Oval Double Wall Pipe

4O4W

4" x 4' (A) Oval Double Wall Pipe

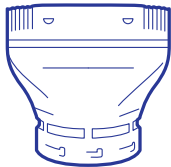
4O5W

4" x 5' (A) Oval Double Wall Pipe



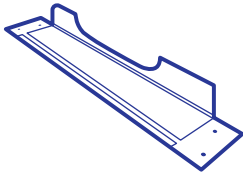
4O45SW

4" Oval Double Wall Elbow 45°



4OEW

4" Oval to Round Adapter



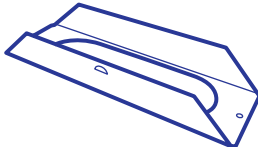
4OFSW

4" Oval Firestop Spacers (2 Pieces)



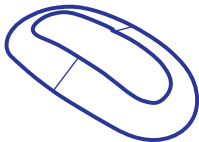
4OPSW

4" Plate Spacers (2 Pieces)



4OHDW

Hold Down Plate



4OSC

4" Oval Double Wall Pipe Storm Collar

5OSC

5" Oval Double Wall Pipe Storm Collar

6OSC

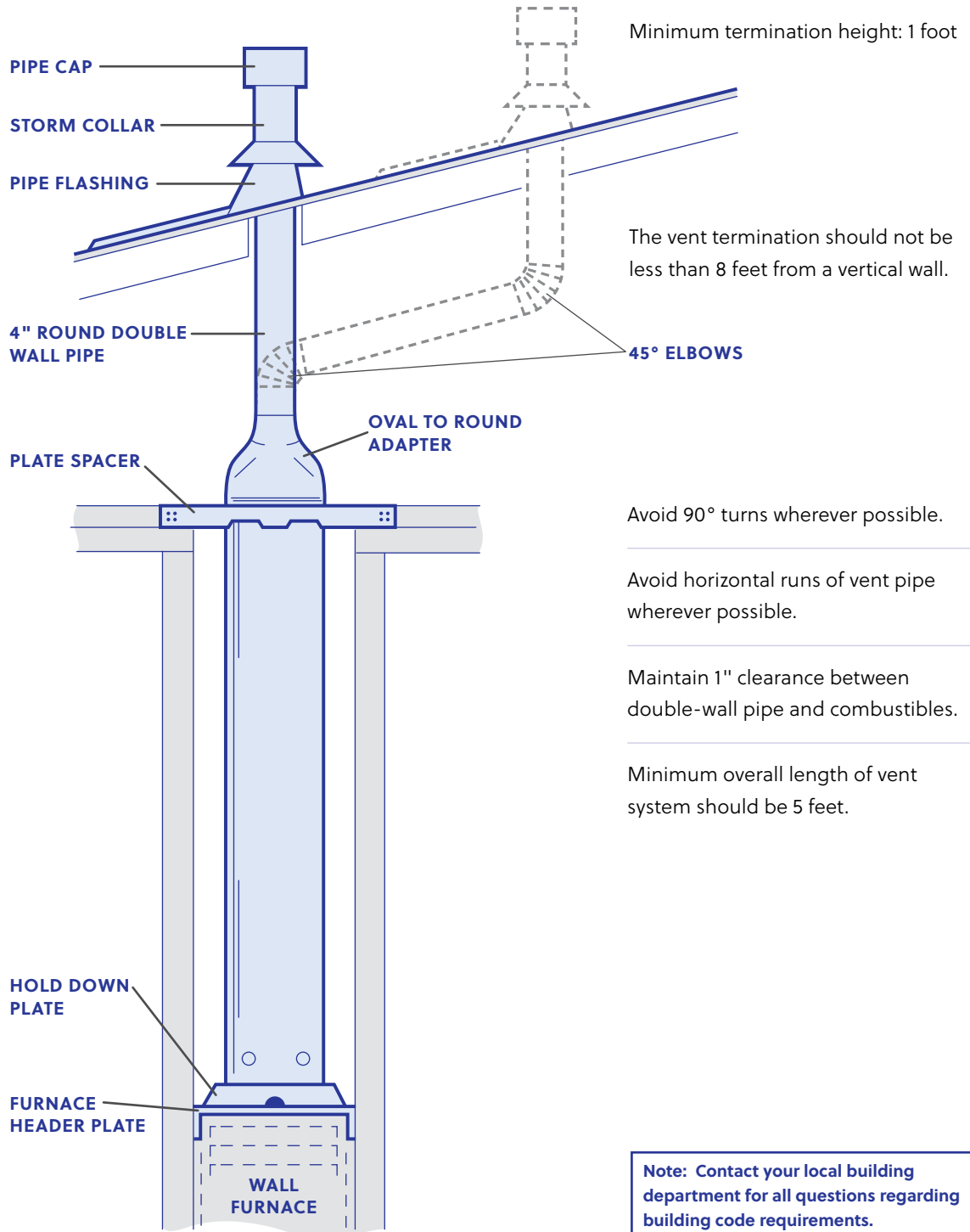
6" Oval Double Wall Pipe Storm Collar

VIP

Venting Instruction Pad (50 Sheets)

# WALL FURNACE VENT SYSTEM

USING 4" OVAL & 4" ROUND DOUBLE WALL PIPE



Minimum termination height: 1 foot

The vent termination should not be less than 8 feet from a vertical wall.

45° ELBOWS

Avoid 90° turns wherever possible.

Avoid horizontal runs of vent pipe wherever possible.

Maintain 1" clearance between double-wall pipe and combustibles.


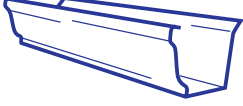
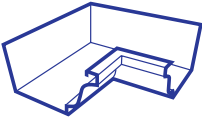


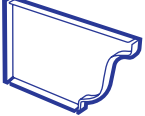
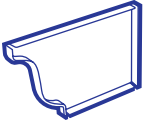

Minimum overall length of vent system should be 5 feet.

**Note: Contact your local building department for all questions regarding building code requirements.**




# GUTTERS

## K4 GUTTERS

	PRODUCT #	DESCRIPTION
	K4	K4 Gutter 10' Galvanized
	K44	K4 Gutter 10' Brown
	K45	K4 Gutter 10' White
	GEXT	K4 Gutter Extension 12" Galvanized
	GEXT4	K4 Gutter Extension 12" Brown
	GEXT5	K4 Gutter Extension 12" White
	ISM	K4 Inside Miter Galvanized
	ISM4	K4 Inside Miter Brown
	ISM5	K4 Inside Miter White
	OSM	K4 Outside Miter Galvanized
	OSM4	K4 Outside Miter Brown
	OSM5	K4 Outside Miter White
	C	K4 Slip Connector Galvanized
	C4	K4 Slip Connector Brown
	C5	K4 Slip Connector White
	REC	K4 Right Hand End Cap Galvanized
	REC4	K4 Right Hand End Cap Brown
	REC5	K4 Right Hand End Cap White
	LEC	K4 Left Hand End Cap Galvanized
	LEC4	K4 Left Hand End Cap Brown
	LEC5	K4 Left Hand End Cap White
	EP	K4 End Piece with Outlet Galvanized
	EP4	K4 End Piece with Outlet Brown
	EP5	K4 End Piece with Outlet White

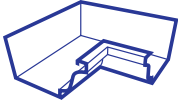
# GUTTERS

## K4 GUTTERS


**PRODUCT #**
**DESCRIPTION**

K42610	K4 Gutter 10' 26 Gauge Galvanized
K42620	K4 Gutter 20' 26 Gauge Galvanized
K426102	K4 Gutter 10' 26 Gauge Bonderized
K426202	K4 Gutter 20' 26 Gauge Bonderized
K42810	K4 Gutter 10' 28 Gauge Galvanized
K42820	K4 Gutter 20' 28 Gauge Galvanized
K428102	K4 Gutter 10' 28 Gauge Bonderized
K428202	K4 Gutter 20' 28 Gauge Bonderized

## K5 GUTTERS



K5ISM

K5 Inside Miter



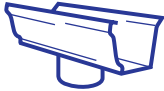
K5OSM

K5 Outside Miter



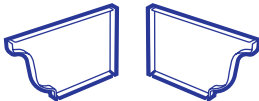
K5C

K5 Slip Connector 28 Gauge Galvanized



K5EP

K5 End Piece With Outlet 28 Gauge Galvanized



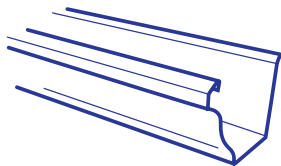
K5REC

K5 Right Hand End Cap Galvanized

K5LEC

K5 Left Hand End Cap Galvanized

## K5 GUTTERS

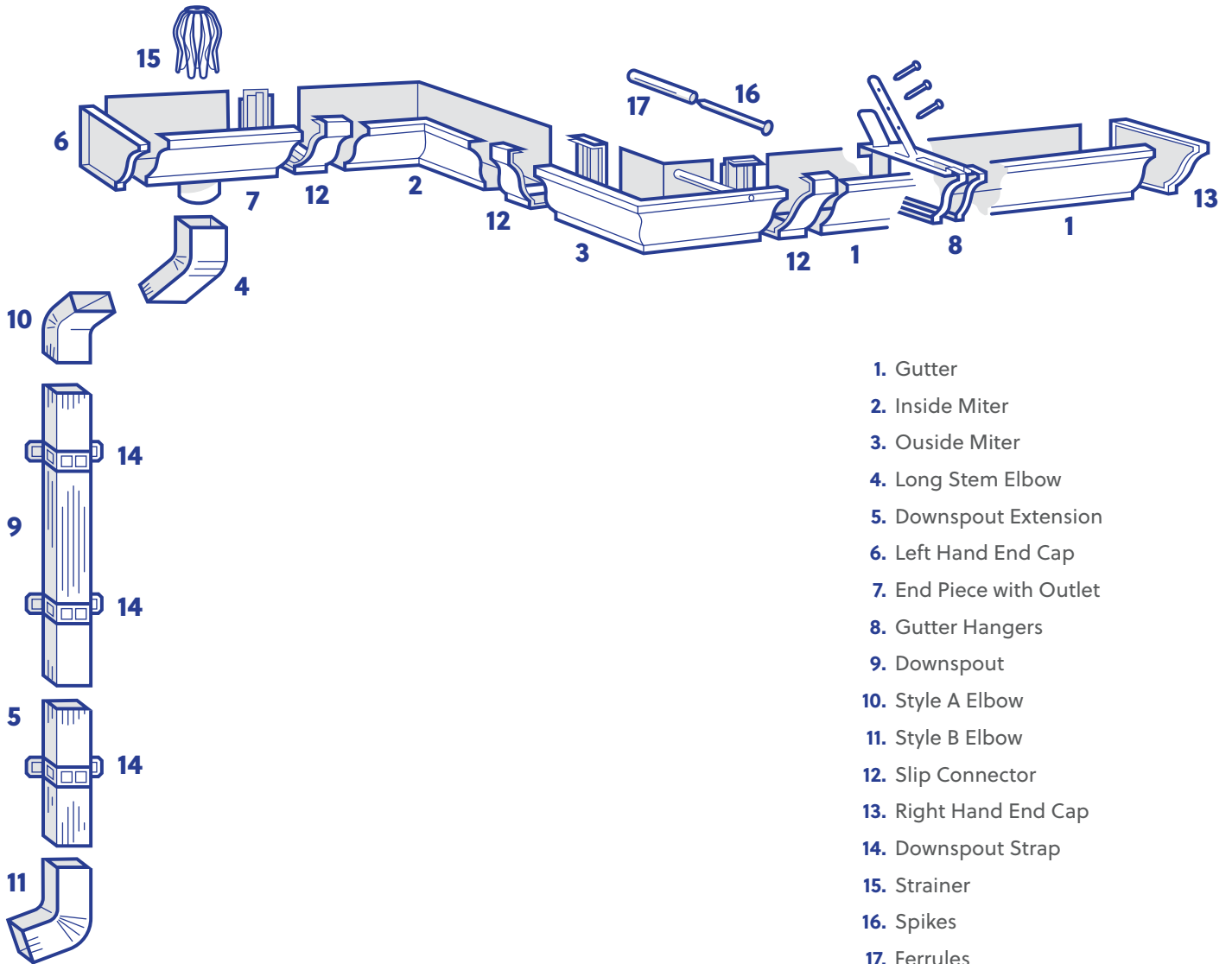


K52610	K5 Gutter 10' 26 Gauge Galvanized
K52620	K5 Gutter 20' 26 Gauge Galvanized
K526102	K5 Gutter 10' 26 Gauge Bonderized
K526202	K5 Gutter 20' 26 Gauge Bonderized
K52810	K5 Gutter 10' 28 Gauge Galvanized
K52820	K5 Gutter 20' 28 Gauge Galvanized
K528102	K5 Gutter 10' 28 Gauge Bonderized
K528202	K5 Gutter 20' 28 Gauge Bonderized



# ROOF DRAINAGE SYSTEM

You may find this sheet to be a handy aid when your customer is deciding what they need to complete their project. We have gutter instruction pads available free of charge.

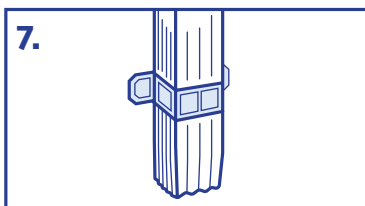
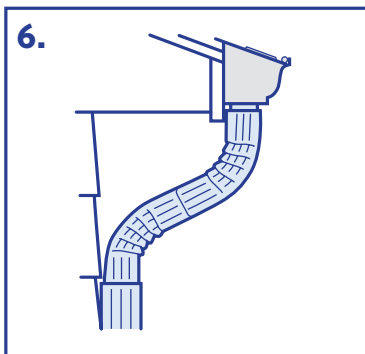
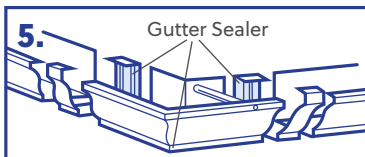
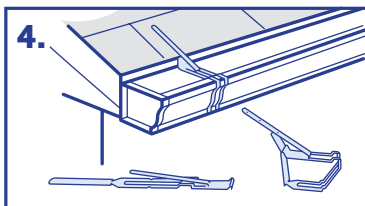
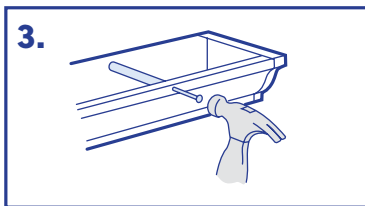
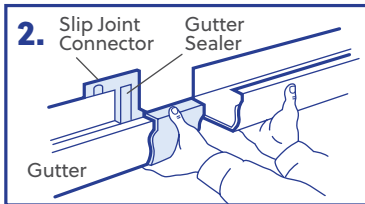
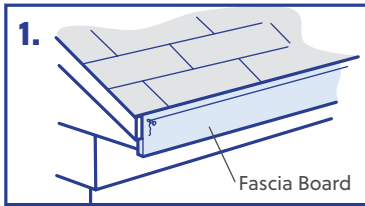


1. Gutter
2. Inside Miter
3. Outside Miter
4. Long Stem Elbow
5. Downspout Extension
6. Left Hand End Cap
7. End Piece with Outlet
8. Gutter Hangers
9. Downspout
10. Style A Elbow
11. Style B Elbow
12. Slip Connector
13. Right Hand End Cap
14. Downspout Strap
15. Strainer
16. Spikes
17. Ferrules

**WARNING:** We recommend the use of gloves when handling sheet metal products to avoid cuts.



# EASY INSTALLATION INSTRUCTIONS



## TOOLS NEEDED

Hammer, Screwdriver, Tape Measure, String, Pliers, Hacksaw, Tin Snips, Ladder.

### 1. STRING MARK THE GUTTER SLOPE

Gutter should slope down 1" for every forty feet towards the downspout. At the higher end, tack a string to the opposite end (the downspout end), and tack it level. Then measure down the desired drop and re-tack.

### 2. GUTTER ASSEMBLY

Begin at the end of the gutter opposite the downspout. First fit the end cap on the gutter securing it with pop rivets or sheet metal screws. Then seal it with gutter sealer. To join together two gutter sections, use a slip connector. Generously apply gutter sealer to one side of the slip joint connector – insert the gutter end into the connector. Apply gutter sealer to the other side of the connector – insert the second gutter end, pressing firmly to complete the connections. Bend front of slip joint over gutter connections and crimp.

### 3. HANGING THE GUTTER

#### SPIKE & FERRULE METHOD

The SPIKE & FERRULE method is always the preferred method. To start, position the gutter with the top edge lined up against the guide string. Place a ferrule inside the gutter and drive a spike through the front gutter lip, the ferrule, and the back edge of the gutter into the fascia board, where the fascia and a rafter meet. A spike and ferrule should be used at every other rafter support.

### 4. HANGING THE GUTTER

#### WRAPAROUND GUTTER HANGER METHOD

Use a wraparound gutter hanger only when there is no wooden fascia board. While the gutter is still on the ground, attach hangers every 2 to 3 feet. Align the gutter with the guide string and nail the hangers to the roof boards under the shingles.

### 5. ATTACH MITERS

Attach miters to the gutter run where necessary. Use a slip connector between gutter section and miter. Apply gutter sealer after connection is completed.

### 6. ATTACH DOWNSPOUT ELBOWS










Each downspout section and elbow has one crimped end. Parts are joined by forcing the larger end of one over the smaller end of the other and forcing them together tightly. Downspouts should fit snugly against the wall. Attach an "A" or a "B" elbow at the bottom of the downspout to direct the water away from the foundation.

### 7. ATTACH THE DOWNSPOUT

Fasten each downspout against the wall using 2 downspout straps. Attach straps using the appropriate fastener (nails, screws, etc.)



# DOWNSPOUTS

## K4 DOWNSPOUT ELBOWS








	PRODUCT #	DESCRIPTION
	LS	Downspout Elbow Long Stem Galvanized
	LS4	Downspout Elbow Long Stem Brown
	LS5	Downspout Elbow Long Stem White
<b>A Style</b>		
	1A	1A Downspout Elbow 45° Galvanized
	1A4	1A Downspout Elbow 45° Brown
	1A5	1A Downspout Elbow 45° White
	2A	2A Downspout Elbow 60° Galvanized
	2A4	2A Downspout Elbow 60° Brown
	2A5	2A Downspout Elbow 60° White
	3A	3A Downspout Elbow 75° Galvanized
	3A4	3A Downspout Elbow 75° Brown
	3A5	3A Downspout Elbow 75° White
	4A	4A Downspout Elbow 90° Galvanized
	4A4	4A Downspout Elbow 90° Brown
	4A5	4A Downspout Elbow 90° White
<b>B Style</b>		
	1B	1B Downspout Elbow 45° Galvanized
	1B4	1B Downspout Elbow 45° Brown
	1B5	1B Downspout Elbow 45° White
	2B	2B Downspout Elbow 60° Galvanized
	2B4	2B Downspout Elbow 60° Brown
	2B5	2B Downspout Elbow 60° White
	3B	3B Downspout Elbow 75° Galvanized
	3B4	3B Downspout Elbow 75° Brown
	3B5	3B Downspout Elbow 75° White
	4B	4B Downspout Elbow 90° Galvanized
	4B4	4B Downspout Elbow 90° Brown
	4B5	4B Downspout Elbow 90° White

# DOWNPOUTS


## K4 DOWNPOUTS

	PRODUCT #	DESCRIPTION
	DSEXT	Downspout Extension 15" Galvanized
	DSEXT4	Downspout Extension 15" Brown
	DSEXT5	Downspout Extension 15" White
	DS	2" X 3" Corrugated Downspout 10' Galvanized
	DS4	2" X 3" Corrugated Downspout 10' Brown
	DS5	2" X 3" Corrugated Downspout 10' White

## PLAIN ROUND ELBOWS

	 3PRE45	3" Plain Round Elbow 45°
	 3PRE75	3" Plain Round Elbow 75 °
	 3PRE90	3" Plain Round Elbow 90°
	 4PRE45	4" Plain Round Elbow 45°
	 4PRE75	4" Plain Round Elbow 75 °
	 4PRE90	4" Plain Round Elbow 90°

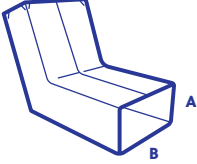









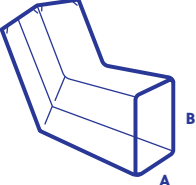









## PLAIN SQUARE DOWNPOUT

	2PSDS282	2" x 3" X 10' Plain Sq. Downspout Bonderized
	3PSDS282	3" x 4" X 10' Plain Sq. Downspout Bonderized
	2PSDS28	2" x 3" X 10' Plain Sq. Downspout 28GA Galvanized
	3PSDS28	3" x 4" X 10' Plain Sq. Downspout 28GA Galvanized
	4PSDS26	4" x 6" X 10' Plain Sq. Downspout 28GA Galvanized



# DOWNSPOUTS

## PLAIN SQUARE ELBOWS

	PRODUCT #	DESCRIPTION
ALL DIMENSIONS = A" x B"		
<b>A Style</b>		
	 2PSE45A	2" x 3" Plain Square Elbow 45°
	 2PSE75A	2" x 3" Plain Square Elbow 75°
	 2PSE90A	2" x 3" Plain Square Elbow 90°
	<hr/>	
	 3PSE45A	3" x 4" Plain Square Elbow 45°
	 3PSE75A	3" x 4" Plain Square Elbow 75°
	 3PSE90A	3" x 4" Plain Square Elbow 90°
	<hr/>	
	 4PSE45A	4" x 6" Plain Square Elbow 45°
 4PSE75A	4" x 6" Plain Square Elbow 75°	
 4PSE90A	4" x 6" Plain Square Elbow 90°	
<hr/>		
<b>B Style</b>		
	 2PSE45B	2" x 3" Plain Square Elbow 45°
	 2PSE75B	2" x 3" Plain Square Elbow 75°
	 2PSE90B	2" x 3" Plain Square Elbow 90°
	<hr/>	
	 3PSE45B	3" x 4" Plain Square Elbow 45°
	 3PSE75B	3" x 4" Plain Square Elbow 75°
	 3PSE90B	3" x 4" Plain Square Elbow 90°
	<hr/>	
	 4PSE45B	4" x 6" Plain Square Elbow 45°
 4PSE75B	4" x 6" Plain Square Elbow 75°	
 4PSE90B	4" x 6" Plain Square Elbow 90°	

# GUTTER ACCESSORIES

## K4 ACCESSORIES



PRODUCT #	DESCRIPTION
DSS	Downspout Strap Galvanized
DSS4	Downspout Strap Brown
DSS5	Downspout Strap White



S	7" Gutter Spikes Galvanized
F	4" Ferrules Galvanized
S/F	Spike & Ferrule Set - 10 per bag



GH	K4 Wrap Around Gutter Hanger Galvanized
----	---



HGH	K4 Hidden Gutter Hanger - 10 pcs
-----	----------------------------------



6X20GG	6" X 20' Gutter Guard Plastic Mesh
--------	------------------------------------



ST	3" Round Downspout Strainer
----	-----------------------------



GOO	Gutter Oval Outlet
-----	--------------------

## K5 ACCESSORIES



K5GOO	K5 Gutter Oval Outlet
-------	-----------------------



K5HGH	K5 Hidden Gutter Hanger
-------	-------------------------



K5S	8" Spikes
K5F	5" Ferrules

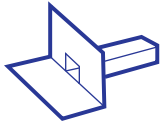
## DOWNSPOUT STRAPS



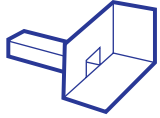
LDS	3" X 4" Large Downspout Strap Galvanized
LDS4X6	4" X 6" Large Downspout Strap Galvanized

# ROOF DRAINAGE

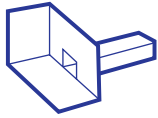
## SCUPPERS



PRODUCT #	DESCRIPTION
2X3S8	2" x 3" Scupper 10" Center Shank
3X4S8	3" x 4" Scupper 10" Center Shank
4X6S8	4" x 6" Scupper 10" Center Shank

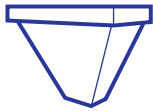


2X3S8R	2" x 3" Scupper 10" Right Shank
3X4S8R	3" x 4" Scupper 10" Right Shank
4X6S8R	4" x 6" Scupper 10" Right Shank



2X3S8L	2" x 3" Scupper 10" Left Shank
3X4S8L	3" x 4" Scupper 10" Left Shank
4X6S8L	4" x 6" Scupper 10" Left Shank

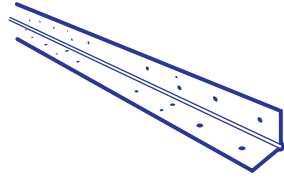
## LEADER HEADS



2X3LH	2" x 3" Leader Head
3X4LH	3" x 4" Leader Head
4X6LH	4" x 6" Leader Head

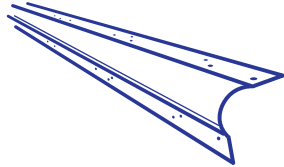
# 44 DRYWALL, PLASTER, STUCCO ACCESSORIES

## DRYWALL



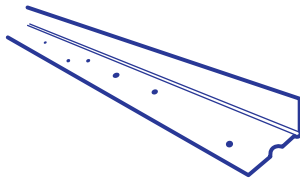
1.25CB8(C)  
1.25CB10(C)

1¼" x 1¼" x 8' Drywall Cornerbead (70 pieces per box)  
1¼" x 1¼" x 10' Drywall Cornerbead (56 pieces per box)



BULL8(C)  
BULL10(C)

Bullnose Cornerbead 8' (40 pieces per box)  
Bullnose Cornerbead 10' (40 pieces per box)



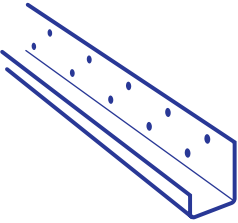
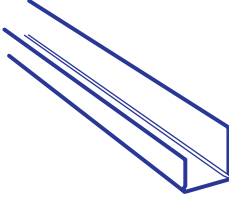
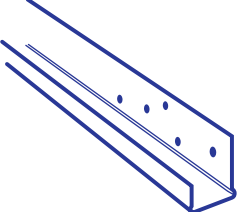
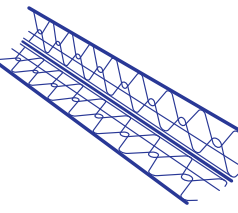
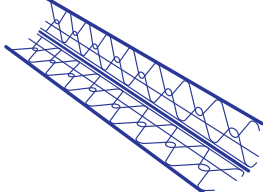

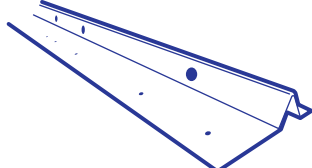
LM8(1/2)(C)  
LM8(5/8)(C)  
LM10(1/2)(C)  
LM10(5/8)(C)

½" x 8' Drywall "L" Metal (75 pieces per box)  
⅝" x 8' Drywall "L" Metal (75 pieces per box)  
½" x 10' Drywall "L" Metal (60 pieces per box)  
⅝" x 10' Drywall "L" Metal (60 pieces per box)



# DRYWALL, PLASTER, STUCCO ACCESSORIES

## STUCCO

	PRODUCT #	DESCRIPTION
	66CB8(C)	#66 Casing Bead 8' - Milcore (7/8" Grd) Galvanized (30 pieces)
	66CB8(3/4)(C)	#66 Casing Bead 8' - Milcore (3/4" Grd) Galvanized (30 pieces)
	66CB8(1/2)(C)	#66 Casing Bead 8' - Milcore (1/2" Grd) Galvanized (30 pieces)
	66CB10(C)	#66 Casing Bead 10' - Milcore (7/8" Grd) Galvanized (30 pieces)
	66CB10(3/4)(C)	#66 Casing Bead 10' - Milcore (3/4" Grd) Galvanized (30 pieces)
	66CB10(1/2)(C)	#66 Casing Bead 10' - Milcore (1/2" Grd) Galvanized (30 pieces)
	JMETAL8(C)	"J" Metal 1/2" x 8' Zincalume (50 pieces)
	JMETAL8(5/8)(C)	"J" Metal 5/8" x 8' Zincalume (50 pieces)
	JMETAL10(C)	"J" Metal 1/2" x 10' Zincalume (50 pieces)
	JEMTAL10(5/8)(C)	"J" Metal 5/8" x 10' Zincalume (50 pieces)
	UMETAL8(C)	U-Metal 1/2" X 8' w / Holes (50 pieces)
	UMETAL8(5/8)(C)	U-Metal 5/8" X 8' w / Holes (50 pieces)
	UMETAL(C)	U-Metal 1/2" X 10' w / Holes (50 pieces)
	UMETAL(5/8)(C)	U-Metal 5/8" X 10' w / Holes (50 pieces)
	SCA8(C)	Corneraid 8' (40 pieces)
	SCA10(C)	Corneraid 10' (40 pieces)
	3/8	27" x 96" Painted 3/8" Rib Lath 3.4
	4SBS	4" Stucco Base Screed (7/8" Grd) 28 Gauge Galvanized
	5.5SBS	5 1/2" Stucco Base Screed (7/8" Grd) 26 Gauge Galvanized
	5.5SBS28	5 1/2" Stucco Base Screed (7/8" Grd) 28 Gauge Galvanized
	5.5SBS30	5 1/2" Stucco Base Screed (7/8" Grd) 30 Gauge Galvanized

AVAILABLE IN COPPER

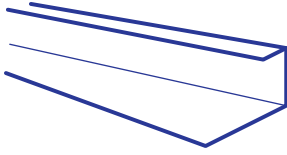


46 **DRYWALL, PLASTER, STUCCO  
ACCESSORIES**

**STUCCO**

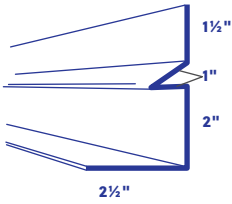
PRODUCT #

DESCRIPTION



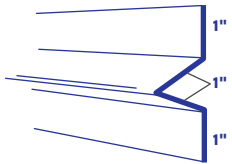
JSWH

1 1/8" J-Screed (With Holes) 1 Coat Stucco



WTD2


Wall To Deck Diato 2" Back



SBD


4" Straight Back Diato - 1" X 1" X 1" X 1"





# IF YOU CAN DRAW IT

# WE CAN MAKE IT



## MATERIALS

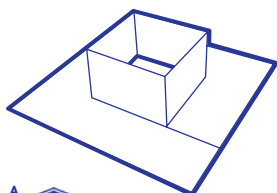
We have a wide variety of raw materials in assorted metals and gauges available to suit your needs.

- Galvanized steel ①
- Bonderized steel ②
- Zinalume ③
- Prepainted Terra Cotta ④
- Prepainted brown ⑤
- Prepainted charcoal ⑥
- Copper ⑦
- Stainless steel ⑧
- Aluminum
- Prepainted white
- Single roof membranes

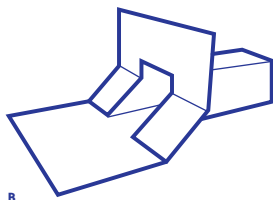
## SPECIALTY ITEMS

Custom products are manufactured to customer specifications and are available in most common gauges of stainless, galvanized, bonderized, prepainted steel, aluminum, and copper.

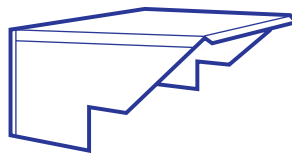
- Pitch pockets ①
- Canted scuppers ②
- Pelican hood tops ③
- Pitched flashings ④
- Threshold sill pans
- Coping miters
- Downspout overflows
- Multi-Bend Custom Linear metal
- AC pans
- Chimney Crickets



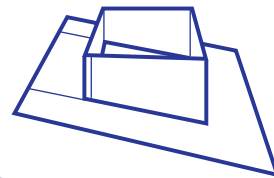
A



B



C



D



GARDENA • OAKLAND

(800) 245-9047

FAX (310) 515-7423

BCMET.COM



---

To place an order:  
[orders@bcmet.com](mailto:orders@bcmet.com)

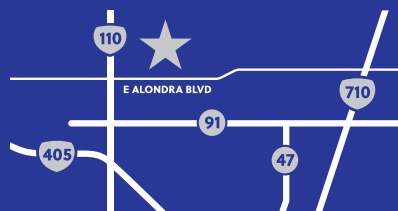
For pricing and other inquiries:  
[sales@bcmet.com](mailto:sales@bcmet.com)

PHONE                      FAX  
800-245-9047            310-515-7423  
310-660-0351

[BCMET.COM](http://BCMET.COM)

---

MAIN OFFICE  
301 East Alondra Blvd  
Gardena, CA 90248



---

BAY AREA WAREHOUSE  
1960 Mandela Pkwy, Bay 6  
Oakland, CA 94607

